



सत्यमेव जयते

महाराष्ट्र शासन

GOVERNMENT OF MAHARASHTRA

राज्य सामाईक प्रवेश परीक्षा कक्ष

STATE CET CELL

INFORMATION BROCHURE FOR ONLINE CET

FOR

FIRST YEAR OF TWO YEAR FULL TIME POST GRADUATE
DEGREE COURSE IN ARCHITECTURE (M.ARCH)

2018-19

STATE COMMON ENTRANCE TEST CELL

305, Government Polytechnic Building, 49, Kherwadi, Ali Yavar Jung Marg, Bandra (E),
Mumbai 400 051 (M.S.)

Enquiry Tel. No.+91-22-30233420

Email ID: marchcetcell@demaharashtra.gov.in

Website: <http://www.mahacet.org>

INDEX

	Introduction	Page No.
1.0	Introduction	1
2.0	Competent Authority	1
3.0	Eligibility for Appearing MAH-M.ARCH-CET 2018	1
4.0	MAH-M.ARCH-CET 2018 Schedule	2
5.0	Examination Fees for CET	2
6.0	Procedure for Online Application Form Filling and Registration for MAH-M.ARCH-CET 2018	2
6.1	How to Apply for registration for CET	3
6.2	Payment of Examination Fees	4
6.3	Guidelines for scanning and Upload of Photograph	4
7.0	Download Hall Ticket through candidates Login	6
8.0	Test Centre For CET	7
9.0	Syllabus and Marking Scheme for MAH-M.ARCH-CET 2018	8
10.0	Guidelines for persons with disabilities using a scribe	9
11.0	Action against candidates found guilty of misconduct/ use of unfair means	11
12.0	Test Information & Sample Questions	11

Activities and Scheduled Dates

Sr.No.	ACTIVITY	SCHEDULE	
		First Date	Last Date
1	Online registration for MAH-M.ARCH-CET 2018 on the website http://www.dtemaharashtra.gov.in/marchcet2018	17.04.2018	05.05.2018
2	Issue of Hall Ticket through login of successfully registered candidates	14.05.2018 Onwards	
3	Date of Online MAH-M.ARCH-CET 2018	20.05.2018	
4	Declaration of result of the MAH-M.ARCH-CET 2018 on the website http://www.dtemaharashtra.gov.in/marchcet2018	Up to 28 th May 2018	

The schedule displayed above is provisional and may change under unavoidable circumstances. The revised schedule, if any, will be notified on website <http://www.dtemaharashtra.gov.in/marchcet2018>



महाराष्ट्र शासन
GOVERNMENT OF MAHARASHTRA
राज्य सामाईक प्रवेश परीक्षा कक्ष
State Common Entrance Test Cell

1.0 Introduction

Government of Maharashtra has established a State Common Entrance Test Cell (CET CELL) under Admission Regulating Authority (ARA) as per the provision in Section 10 of Maharashtra Unaided Private Professional Educational Institutions (Regulation of Admissions and Fees) Act, 2015, (Herein after called the Act).

The Competent Authority shall conduct the MAH-M. ARCH-CET 2018 for admission to first year of two-year full time post graduate degree course in Architecture (M. ARCH), for Academic Year 2018-19.

The admissions to the following institutes will be based on the score of CET , provided they are approved & recognized by Government of Maharashtra and are affiliated to any of the Non- Agricultural University in Maharashtra State.

1. All Government Aided Institutes offering M.ARCH Course
2. All Un-Aided M.ARCH Institutes covered as per the Act

2.0 Competent Authority

"Commissioner, State CET Cell" is the **Competent Authority** to conduct the MAH- M. ARCH-CET 2018 as per the Provisions of 2(e) and Section 10(2) of the Act.

3.0 Eligibility for Appearing MAH- M. ARCH -CET 2018

The candidate should fulfill the following eligibility criteria:

- (i) The candidate should be an Indian National;
- (ii) Passed Bachelor Degree in Architecture from All India Council for Technical Education or Council of Architecture or Central or State Government approved institutions or equivalent, with at least 50 % marks (at least 45% marks in case of candidates of Backward class categories and persons with disability belonging to Maharashtra State only)
- (iii) Candidates appearing for final year of qualifying examination are also eligible to appear for CET

Note:

- Aggregate marks means the grand total of marks obtained by the candidate in subjects on which the class declaration is made in the particular University from which the candidate is passing the qualifying examination.
- In case the candidates are awarded grades/CGPA instead of marks, the conversion of grades/CGPA to percentage of marks would be based on the procedure certified by the University/institution from where they have obtained the bachelor's degree.
- The percentage of marks shall be calculated by rounding off to two places after decimal.
- The candidates belonging to SC, VJ/DT (NT (A)), NT (B), NT(C), NT (D), OBC and SBC categories should produce "Caste Validity Certificate" issued by Scrutiny Committee of Social Welfare Department and the Candidate belonging to ST category should submit "Tribe Validity Certificate" issued by Scrutiny Committee of Tribal Department and valid Non Creamy Layer certificate except SC, ST candidates at the time of verification of documents.

4.0 MAH- M.ARCH-CET 2018 Schedule

MAH-M.ARCH-CET 2018 shall be conducted only in the **ONLINE** mode. MAH-M.ARCH-CET 2018 will be conducted on **20th May 2018** in multiple sessions (if required). Candidates shall appear for the CET strictly as per the date and session allotted to them at allotted centre. No candidate shall be allowed to appear for test in other than the allotted session.

5.0 Examination Fees for CET

Application form processing fees as stated below is to be paid through online system only by Internet Payment, Credit Card/ Debit Card (RuPay/Visa/MasterCard/Maestro), Internet Banking, IMPS, Cash Cards/ Mobile Wallets for which the service charges, as per rules, shall be applicable in addition to the application form processing fees. No other mode of payment shall be permitted. This fee is non-refundable and non transferable under any circumstances.

For Open Category Candidates from Maharashtra State, Outside Maharashtra State (OMS)	₹. 1000/-
For Candidates of Backward Class Categories [SC, ST, VJ/DT- NT(A), NT(B), NT(C), NT(D), OBC, SBC] and Persons with Disability Candidates belonging to Maharashtra State only.	₹. 800/-

6.0 Procedure for Online Application Form Filling and Registration for MAH- M.ARCH -CET 2018

In order to appear for MAH- M.ARCH -CET 2018, the candidates are required to apply online as per the procedure given below. No other mode of application will be accepted.

Important Points to Be Noted Before Registration

Before applying online, candidates should-

- i. Scan their photograph and signature ensuring that both the photograph and signature adhere to the required specifications as given under Guideline for photograph & signature scan and upload.
- ii. Have a valid personal email ID and mobile no., which should be kept active till the completion of admission Process. In case a candidate does not have a valid personal e-mail ID, he/she should create his/her new e-mail ID and mobile no. before applying on-line and must maintain that email account and mobile number.
- iii. Arrange for Application Fees (Non refundable), Bank Transaction charges for Online Payment of application fees will have to be borne by the candidate.

6.1 How to apply for registration for CET

1. Candidates to go to the <http://www.dtemaharashtra.gov.in/marchcet2018> website and click on the option "**APPLY ONLINE**" which will open a new screen.
2. To register application, choose the tab "**Click here for New Registration**" and enter Name, Contact details and Email-id. A Provisional Registration Number and Password will be generated by the system and displayed on the screen. Candidate should note down the Provisional Registration Number and Password. An Email & SMS indicating the Provisional Registration number and Password will also be sent.
3. In case the candidate is unable to complete the application form in one go, he / she can save the data already entered by choosing "SAVE AND NEXT" tab. Prior to submission of the online application candidates are advised to use the "SAVE AND NEXT" facility to verify the details in the online application form and modify the same if required. Visually Impaired candidates should fill the application form carefully and verify/ get the details verified to ensure that the same are correct prior to final submission.
4. Candidates are advised to carefully fill and verify the details filled in the online application themselves as no change will be possible/ entertained after clicking the FINAL SUBMIT BUTTON.
5. The Name of the candidate or his /her Father/ Husband etc. should be spelt correctly in the application as it appears in the Certificates/ Mark sheets/Identity proof. Any change/alteration found may disqualify the candidature for CET & Admission.
6. Validate your details and Save your application by clicking the 'Validate your details' and 'Save & Next' button.
7. Candidates can proceed to upload Photo & Signature as per the specifications given in the Guidelines for Scanning and Upload of Photograph and Signature.
8. Candidates can proceed to fill other details of the Application Form.
9. Click on the Preview Tab to preview and verify the entire application form before FINAL SUBMIT.

10. Modify details, if required, and click on 'FINAL SUBMIT' ONLY after verifying and ensuring that the photograph, signature uploaded and other details filled by you are correct.
11. Click on 'Payment' Tab and proceed for payment.
12. Click on 'Submit' button.

6.2 Payment of Examination Fees

ONLINE MODE

1. The application form is integrated with the payment gateway and the payment process can be completed by following the instructions.
2. **The payment can be made by using Debit Cards (RuPay/Visa/MasterCard/Maestro), Credit Cards, Internet Banking, IMPS, Cash Cards/ Mobile Wallets.**
3. After submitting your payment information in the online application form, PLEASE WAIT FOR THE INTIMATION FROM THE SERVER. DO NOT PRESS BACK OR REFRESH BUTTON IN ORDER TO AVOID DOUBLE CHARGE
4. On successful completion of the transaction, an e-Receipt will be generated.
5. Non-generation of 'E-Receipt' indicates PAYMENT FAILURE. On failure of payment, Candidates are advised to login again using their Provisional Registration Number and Password and repeat the process of payment.
6. Candidates are required to take **a printout of the e-Receipt** and online Application Form containing fee details. **Please note that if the same cannot be generated, online transaction may not have been successful.**
7. For Credit Card users: All charges are listed in Indian Rupee. If you use a non-Indian credit card, your bank will convert to your local currency based on prevailing exchange rates.
8. To ensure the security of your data, please close the browser window once your transaction is completed.

6.3 Guidelines for scanning and Upload of Photograph (4.5cm × 3.5cm) & Signature

Before applying online a candidate will be required to have a scanned (digital) image of his/ her photograph and signature as per the specifications given below.

6.3.1 Photograph Image:

- Photograph must be a recent passport style colour picture.
- Make sure that the picture is in colour, taken against a light-coloured, preferably white, Background.
- Look straight at the camera with a relaxed face

- If the picture is taken on a sunny day, have the sun behind you, or place yourself in the shade, so that you are not squinting and there are no harsh shadows
- If you have to use flash, ensure there's no "red-eye"
- If you wear glasses make sure that there are no reflections and your eyes can be clearly seen.
- Caps, hats and dark glasses are not acceptable. Religious headwear is allowed but it must not cover your face.
- Dimensions 200 x 230 pixels (preferred)
- Size of file should be between 20kb–50 kb
- Ensure that the size of the scanned image is not more than 50kb. If the size of the file is more than 50 kb, then adjust the settings of the scanner such as the DPI resolution, no. of colours etc., during the process of scanning.
- Candidate should also ensure that photo is uploaded at the place of photo and signature at the place of signature. If photo is not uploaded at the place of photo admission for exam will be rejected/denied.
- Candidates must ensure that photo is of required size and the face should be clearly visible.

6.3.2 Signature Image:

- The applicant has to sign on white paper with Black Ink pen.
- The signature must be signed only by the applicant and not by any other person.
- The signature will be used to put on the Hall Ticket and wherever necessary.
- If the Applicant's signature on the answer script, at the time of the examination, does not match the signature on the Hall Ticket, the applicant will be disqualified. (if applicable)
- Dimensions 140 x 60 pixels (preferred)
- Size of file should be between 10kb – 20kb
- Ensure that the size of the scanned image is not more than 20kb
- Signature in CAPITAL LETTERS shall NOT be accepted.
- Ensure that signature is clearly visible.

6.3.3 Scanning the photograph & signature:

- Set the scanner resolution to a minimum of 200 dpi (dots per inch)
- Set Color to True Color
- File Size as specified above
- Crop the image in the scanner to the edge of the photograph/signature, then use the upload editor to crop the image to the final size (as specified above).

- The image file should be JPG or JPEG format. An example file name is : image01.jpg or image01.jpeg Image dimensions can be checked by listing the folder files or moving the mouse over the file image icon.
- Candidates using MS Windows/MsOffice can easily obtain photo and signature in .jpeg format not exceeding 50kb & 20kb respectively by using MS Paint or MsOffice Picture Manager. Scanned photograph and signature in any format can be saved in .jpg format by using 'Save As' option in the File menu and size can be reduced below 50 kb (photograph) & 20 kb(signature) by using crop and then resize option (Please see point (i) & (ii) above for the pixel size) in the 'Image' menu. Similar options are available in other photo editor also.
- If the file size and format are not as prescribed, an error message will be displayed.
- While filling in the Online Application Form the candidate will be provided with a link to upload his/her photograph and signature.

6.3.4 Procedure for Uploading the Photograph and Signature

- There will be two separate links for uploading Photograph and Signature
- Click on the respective link "Upload Photograph / Signature"
- Browse and Select the location where the Scanned Photograph / Signature file has been saved.
- Select the file by clicking on it
- Click the 'Open/Upload' button

(Your Online Application will not be registered unless you upload your photograph and signature as specified.)

Note:

(1) If the photo is not uploaded at the place of Photo Admission for Examination will be rejected/denied. Candidate him/herself will be responsible for the same. After uploading the photograph/ signature in the online application form candidates should check that the images are clear and have been uploaded correctly. In case the photograph or signature is not prominently visible, the candidate may edit his/ her application and re-upload his/ her photograph or signature, prior to submitting the form.

(2) After registering online candidates are advised to take a printout of their system generated online application forms.

7.0 Download Hall Ticket through candidates Login

As per the schedule.Candidates will have to visit the <http://www.dtemaharashtra.gov.in/marchcet2018> website for downloading Hall Ticket for online test. Intimation for downloading Hall Ticket will also be sent through email/SMS. Once the candidate clicks the relevant link, he/she can access the window for Hall Ticket download. The candidate is required to use (i) Registration Number/Roll Number, (ii) Password/Date of Birth

for downloading the Hall Ticket. Candidate needs to affix recent recognizable photograph on the Hall Ticket preferably the same as provided during registration and appear at the examination centre with (i) Hall Ticket (ii) Photo Identity Proof as stipulated below and also specified in the Hall Ticket and Photo Identity Proof as brought in original.

Identity Verification

In the examination hall, the Hall Ticket along with original of the candidate's currently valid photo identity (bearing the same name as it appears on the Hall Ticket) such as PAN Card/ Passport/ Permanent Driving Licence/ Voter's Card/ Bank Passbook with photograph/ Photo identity proof issued by a Gazetted Officer on official letterhead along with photograph / Photo identity proof issued by a People's Representative on official letterhead along with photograph / valid recent Identity Card issued by a recognized College/ University/ Aadhar/ E-Aadhar Card with a photograph/ Employee ID/ Bar Council Identity Card with photograph should be submitted to the invigilator for verification. The candidate's identity will be verified with respect to his/her details on the Hall Ticket, in the Attendance List and requisite documents submitted. If identity of the candidate is in doubt the candidate may not be allowed to appear for the Examination.

Ration Card & Learning Driving License are not valid id proof.

Candidates Reporting Late i.e. after the reporting time specified on the Hall Ticket for Examination will not be permitted to take the examination. The reporting time mentioned on the Hall Ticket is prior to the Start time of the test. Though the duration of the examination is 60 minutes, candidates may be required to be at the venue for about 120 minutes including the time required for completion of various formalities such as verification and collection of various requisite documents, logging in, giving of instructions.

Note: Candidates have to produce in original the photo identity proof along with Examination Hall Ticket while attending the examination, without which they will not be allowed to take up the examination. Candidates must note that the name as appearing on the Hall Ticket (provided during the process of registration) should match the name as appearing on the photo identity proof. Female candidates who have changed first/last/middle name post marriage must take special note of this. If there is any mismatch between the name indicated in the Hall Ticket and Photo Identity Proof the candidate will not be allowed to appear for the examination. In case of candidates who have changed their name, will be allowed only if they produce original Gazette notification / their original marriage certificate / affidavit in original.

8.0 Test Centre for CET

1. MAH-M.ARCH-CET 2018 will be conducted in the selected cities in Maharashtra State. The cities in which MAH- M.ARCH -CET 2018 will be conducted are designated as "Centre" for the CET.

2. Each centre may have many "Venues" depending upon the number of candidates appearing at that centre.
3. A candidate appearing for CET shall give his/her preference for the centre, however the Competent Authority reserves the right to allocate the centre and venue.
4. The examination will be conducted online at venues given in the respective Hall Ticket.
5. No request for change of centre/venue/date/session for Examination shall be entertained.
6. Competent Authority, however, reserves the right to cancel any of the Examination Centres and/ or add some other Centres, at its discretion, depending upon the response, administrative feasibility, etc.
7. Competent Authority also reserves the right to allot the candidate to any centre other than the one he/she has opted for.
8. Candidate will appear for the examination at an Examination Centre at his/her own risks and expenses and Competent Authority will not be responsible for any injury or losses etc. of any nature.
9. Choice of centre once exercised by the candidate will be final.
10. If sufficient number of candidates does not opt for a particular centre for "Online" examination, Competent Authority reserves the right to allot any other adjunct centre to those candidates OR if the number of candidates is more than the capacity available for online exam for a centre, Competent Authority reserves the right to allot any other centre to the candidate.

9.0 Syllabus and Marking Scheme for MAH- M.ARCH -CET 2018

The On Line test will have 50 Questions based on Topics given below.

Sr.	Topics	No of Questions	Mark/s per Question	Maximum Marks	Total Marks
1	Building Technology Building systems, Building Science and services, concept of green building, construction materials.	10	2 marks	20 Marks	100
2	Environment Concept and Ecology and landscape design, Environment laws and regulations, Environment design strategies w.r.t site.	10	2 marks	20 Marks	

3	Architecture History and humanities Awareness of Art and culture and architectural theory, major architecture movements in the world and in India.	10	2 marks	20 Marks	
4	Settlement, design and planning Urbanization, Urbanism, Urban and rural system, Infrastructure planning theory and history.	10	2 marks	20 Marks	
5	Current Architecture Practice Awareness of National building code. Town planning laws and development control regulation, knowledge of Regulatory and professional bodies on architecture.	10	2 marks	20 Marks	
The test will comprise of multiple choice objective type questions(Four Options)					
There is no negative marking System for this test.					
Test Duration: 60 minutes					
Medium of CET: English					
Mode of Examination - Online					

10.0 Guidelines for persons with disabilities using a scribe

The visually impaired candidates and candidates whose writing speed is adversely affected permanently for any reason can use their own scribe at their cost during the online examination, subject to limits as in (i) and (ii) below. In all such cases where a scribe is used, the following rules will apply:

- The candidate will have to arrange his/her own scribe at his/her own cost.
- The scribe arranged by the candidate should not be a candidate for the same examination. If violation of the above is detected at any stage of the process; candidature of both the candidate and the scribe will be cancelled. Candidates eligible for and who wish to use the services of a scribe in the examination should invariably carefully indicate the same in the online application form. Any subsequent request may not be favorably entertained.

- A person acting as a scribe for one candidate cannot be a scribe for another candidate.
- The scribe may be from any academic stream.
- Both the candidate as well as scribe will have to give a suitable undertaking confirming that the scribe fulfils all the stipulated eligibility criteria for a scribe mentioned above. Further in case it later transpires that he/she did not fulfill any laid down eligibility criteria or suppressed material facts the candidature of the applicant will stand cancelled, irrespective of the result of the online examination.
- Those candidates who use a scribe shall be eligible for compensatory time of 20 minutes for every hour of the examination.
- Only candidates registered for compensatory time will be allowed such concessions since compensatory time given to candidates shall be system based, it shall not be possible for the Competent Authority to allow such time if he / she is not registered for the same. Candidates not registered for compensatory time shall not be allowed such concessions.
- Scribe should not answer on his/her own. Any such behavior observed will result in cancellation of candidature.

(i) Guidelines for Candidates with locomotors disability and cerebral palsy

A compensatory time of twenty minutes per hour or otherwise advised shall be permitted for the candidates with locomotors disability and cerebral palsy where dominant (writing) extremity is affected to the extent of slowing the performance of function (minimum of 40% impairment).

(ii) Guidelines for Visually Impaired candidates

- Visually Impaired candidates (who suffer from not less than 40% of disability) may opt to view the contents of the test in magnified font and all such candidates will be eligible for compensatory time of 20 minutes for every hour or otherwise advised of examination.
- The facility of viewing the contents of the test in magnifying font will not be available to Visually Impaired candidates who use the services of a Scribe for the examination.

The details of applicability of Scribe and/or Extra Time for various types of Disabilities are given in the following table.

Type pf disability	Sub type	Allowed scribe	Allowed extra time
BL/LV	Blind	YES	YES
	Low Vision	YES	YES
OH	One leg affected	Not required	Not required
	Both leg affected	Not required	Not required

	One arms affected (Dominant Hand)	If opted	If opted
	Both arms affected	YES	YES
Others	Cerebral Palsy	If opted	If opted
	Hearing Impaired	Not required	Not required
	Locomotor Disability (affecting writing speed)	If opted	If opted
	Learning Disability/Dyslexia	If opted	If opted
	Autism	If opted	If opted

These guidelines are subject to change in terms of GOI guidelines/ clarifications, if any, from time to time.

11.0 Action against candidates found guilty of misconduct/ use of unfair means

Candidates are advised in their own interest that they should not furnish any particulars that are false, tampered with or fabricated and should not suppress any material information while submitting online application. At the time of examination or in a subsequent admission procedure, if a candidate is (or has been) found guilty of –

- (i) Using unfair means or
- (ii) Impersonating or procuring impersonation by any person or
- (iii) misbehaving in the examination hall or disclosing, publishing, reproducing, transmitting, storing or facilitating transmission and storage of contents of the test(s) or any information therein in whole or part thereof in any form or by any means, verbal or written, electronically or mechanically for any purpose or
- (iv) Resorting to any irregular or improper means in connection with his/ her candidature or
- (v) Obtaining support for his/ her candidature by unfair means, or
- (vi) Carrying mobile phones or similar electronic devices of communication in the examination hall, such a candidate may, in addition to rendering himself/ herself liable to criminal prosecution, be liable: to be disqualified from the examination/admission for which he/ she is a candidate

12.0 Test Information & Sample Questions

The time for the test is 60 minutes; however, you may have to be at the venue for approximately 2 hours including the time required for logging in, collection of the Hall Ticket, going through the instructions etc. All tests will be provided in English. You can attempt any question at any point of time within these 60 minutes. All the questions will have multiple choices. Out of the four answers to a question only one will be the correct answer. You have to select the most appropriate answer and 'mouse click' that alternative which you feel is appropriate/correct. The alternative/ option that you have clicked on will be treated as your answer to that question. There will be no penalty for wrong answers marked by you. However, you are advised, not to mark answers by random guessing.

The Scores of Online Examination will be obtained by adopting the following procedure:

(i) Number of questions answered correctly by a candidate in each objective test is considered for arriving at the Corrected Score.

(ii) The Corrected Scores so obtained by a candidate are made equivalent to take care of the minor difference in difficulty level, if any, in each of the objective tests held in different sessions to arrive at the Equated Scores*

*Scores obtained by candidates on any test are equated to the base form by considering the distribution of scores of all the forms.

(iii) Test wise scores and scores on total is reported with decimal points upto two digits.

Please note that the types of sample questions are only illustrative and not exhaustive. In the actual examination you will find questions of a higher difficulty level on some or all of these types and also questions on the types not mentioned here.

GENERAL INSTRUCTIONS

1. The possibility of occurrence of some problem in the administration of the examination cannot be ruled out completely which may impact test delivery and/or result from being generated. In that event, every effort will be made to rectify such problem, which may include movement of candidates, delay in test. Conduct of a re-exam is at the absolute discretion of test conducting body. Candidates will not have any claim for a re-test. Candidates not willing to move or not willing to participate in the delayed process of test delivery shall be summarily rejected from the process.

2. Decision of State CET Cell in all matters relating to conduction of CET will be final and binding on the candidate. No correspondence or personal enquiries shall be entertained by the State CET Cell in this behalf.

3. If the examination is held in more than one session, the scores across various sessions will be equated to adjust for slight differences in difficulty level of different test batteries used across sessions. More than one session are required if the nodes capacity is less or some technical disruption takes place at any center or for any candidate.

4. State CET Cell would be analysing the responses (answers) of individual candidates with those of other candidates to detect patterns of similarity of right and wrong answers. If in the analytical procedure adopted by State CET Cell in this regard, it is inferred/ concluded that the responses have been shared and scores obtained are not genuine/ valid, State CET Cell reserves right to disqualify the candidature of the concerned candidates and the result of such candidates (disqualified) will be null & void.

5. Instances for providing incorrect information and/or process violation by a candidate detected at any stage of the admission process will lead of disqualification of the candidate from the entire admission process.






SAMPLE QUESTIONS

1. _____ is an example of green building material

- 1) emulsion paint
 - 2) epoxy paint
 - 3) aluminium based paint
 - 4) latex paint**
2. This water may not contain much impurities, if its source is -----
- 1) reservoirs
 - 2) streams flowing in plains
 - 3) lakes in lower regions
 - 4) spring along hill slopes**
3. Plinth area of a building can be calculated by taking external dimensions of the building excluding _____
- (1) Stair cover
 - (2) Machine room
 - (3) Area of loft**
 - (4) Area of porch other than cantilevered
4. Gothic architecture is a style of architecture –
- (1) That flourished during the middle and late medieval period**
 - (2) That prevailed in the Mughal period
 - (3) That prevailed in the Mayan period
 - (4) That flourished in the Hoysala period
5. The objective of National Building Code (NBC) is -----
- 1) to prepare guidelines as per international standards
 - 2) to homogenise building activities with international specifications
 - 3) to provide guidelines for regulating the building construction activities across the country**
 - 4) to bring uniformity among practicing architects in building design.

(A) Details of the On-line Examination Pattern

- (1) The examination would be conducted on-line i.e. on a computer.
- (2) The tests will be provided in English.
- (3) All the questions will have multiple choices. Out of the five answers to a question only one will be the correct answer. **The candidate has to select the most appropriate answer and ‘mouse click’ that alternative which he/ she feels is appropriate/ correct. The alternative/ option that is clicked on will be treated as the answer to that question. Answer to any question will be considered for final evaluation, only when candidates have submitted the answers by clicking on “Save & Next” or “Mark for Review & Next”.**
- (4) The clock has been set at the server and the countdown timer at the top right corner of your screen will display the time remaining for you to complete the exam. When the clock runs out the exam ends by default - you are not required to end or submit your exam.
- (5) The question palette at the right of screen shows one of the following statuses of each of the questions numbered:

-  You have not visited the question yet.
-  You have not answered the question.
-  You have answered the question.
-  You have NOT answered the question but have marked the question for review.
-  You have answered the question but marked it for review.

The Marked for Review status simply acts as a reminder that you have set to look at the question again. *If an answer is selected for a question that is Marked for Review, the answer will be considered in the final evaluation.*

- (6) To select a question to answer, you can do one of the following:
 - (a) Click on the question number on the question palette at the right of your screen to go to that numbered question directly. Note that using this option **does NOT save your answer** to the current question.
 - (b) Click on '**Save & Next**' to save answer to current question and to go to the next question in sequence.
 - (c) Click on '**Mark for Review and Next**' to save answer to current question, mark it for review, and to go to the next question in sequence.
- (7) To select your answer, click on one of the option buttons.
- (8) To change your answer, click another desired option button.
- (9) To save your answer, you **MUST** click on **Save & Next**.
- (10) To deselect a chosen answer, click on the chosen option again or click on the **Clear Response** button.
- (11) To mark a question for review click on **Mark for Review & Next**. *If an answer is selected for a question that is Marked for Review, the answer will be considered in the final evaluation.*
- (12) To change an answer to a question, first select the question and then click on the new answer option followed by a click on the **Save & Next** button.
- (13) Questions that are saved or marked for review after answering will ONLY be considered for evaluation.**
- (14) Test name(s) will be displayed on the top bar of the screen. Questions in a test can be viewed by clicking on the test name. The test you will view will be highlighted.
- (15) After clicking the **Save & Next** button on the last question for a test, you will automatically be taken to the first question of the (next) test.
- (16) You can move the mouse cursor over the test names to view the status of the questions for that test.
- (17) You can shuffle between test and questions anytime during the examination as per your convenience.
- (18) The candidates are requested to follow the instructions of the "Test Administrator" carefully. If any candidate does not follow the instructions / rules, it would be treated as a case of misconduct/

adoption of unfair means and such a candidate would be liable for debarment from appearing for examinations for a period as decided by CET Cell.

- (19) The candidates may ask the Test Administrator about their doubts or questions only before the commencement of the test. No query shall be entertained after the commencement of the examination.
- (20) After the expiry of 60 minutes, the candidates will not be able to attempt any question or check their answers.
- (21) **Please note:**
 - (a) **Candidates will not be allowed to “finally submit” unless they have exhausted the actual test time.**
 - (b) **Under no circumstances should a candidate click on any of the ‘keyboard keys’ once the exam starts as this will lock the exam.**

B] General Instructions:

- (1) Please note date, time and venue address of the examination given in the Hall Ticket.
- (2) You may visit the venue one day before the Online Examination to confirm the location so that you are able to report **on time** (as printed on the Hall ticket) on the day of the examination. Late comers will not be allowed.
- (3) The Hall Ticket should be brought with you to the examination venue along with your recent passport size photograph duly pasted on it. (Preferably the same photograph as was uploaded).
- (4) You must scrupulously follow the instructions of the Test Administrator and CET Cell/DTE Representative at the examination venue. If you violate the instructions, you will be disqualified and will be asked to leave the examination venue.
- (5) No use of calculators (separate or with watch), books, note books or written notes, cell phones (with or without camera facility), or any other electronic device will be allowed during the examination.
- (6) Please bring this Hall ticket with your photograph affixed thereon, currently valid Photo identity proof in original - **THIS IS ESSENTIAL**. Please hand over this Hall ticket to the invigilator. Currently valid photo identity proof may be PAN Card/Passport/Permanent Driving Licence/Voter's Card/Bank Passbook with photograph/Photo Identity proof issued by a Gazetted Officer on official letterhead /Photo Identity proof issued by a People's Representative on official letterhead/Valid recent Identity Card issued by a recognised College/University/Aadhar Card with a photograph/Employee ID/Bar Council Identity card with photograph. **Please Note - Ration Card and Learner's Driving License will NOT be accepted as valid ID proof for this project.** Please note that your name as appearing on the Hall ticket (provided by you during the process of registration) should reasonably match the name as appearing on the photo identity proof. Female candidates who have changed first/last/middle name post marriage must take special note of this. If there is any mismatch between the name indicated in the Hall ticket and Photo Identity Proof, you will not be allowed to appear for the exam. In case of candidates who have changed their name will be allowed only if they produce Gazette notification/their marriage certificate/affidavit.
- (7) Your responses (answers) will be analyzed with other candidates to detect patterns of similarity of right and wrong answers. If in the analytical procedure adopted in this regard, it is inferred/concluded that the responses have been shared and scores obtained are not genuine/valid, your candidature may be cancelled. Any candidate who is found copying or receiving or giving assistance or engaging in any behavior unbecoming of a candidate will not be considered for assessment. The CET Cell may take further action against such candidates as deemed fit by it.

- (8) You should bring with you a ball-point pen. A sheet of paper will be provided which can be used for rough work or taking down the question number you would like to review at the end of the test before submitting your answers. After the test is over you **MUST** hand over this sheet of paper to the Test Administrator before leaving the venue.
- (9) The possibility of occurrence of some problem in the administration of the examination cannot be ruled out completely which may impact test delivery and/or result from being generated. In that event, every effort will be made to rectify such problem, which may include movement of candidates, delay in test. Conduct of a re-exam is at the absolute discretion of test conducting body. Candidates will not have any claim for a re-test. Candidates not willing to move or not willing to participate in the delayed process of test delivery shall be summarily rejected from the process.
- (10) If the examination is held in more than one session, the scores across various sessions will be equated to adjust for slight differences in difficulty level of different test batteries used across sessions. More than one session are required if the nodes capacity is less or some technical disruption takes place at any centre or for any candidate.
- (11) Anyone found to be disclosing, publishing, reproducing, transmitting, storing or facilitating transmission and storage of test contents in any form or any information therein in whole or part thereof or by any means verbal or written, electronic or mechanical or taking away the papers supplied in the examination hall or found to be in unauthorized possession of test content is likely to be prosecuted.
- (12) Instances for providing incorrect information and/or process violation by a candidate detected at any stage of the admission, process will lead to disqualification of the candidate from the admission. If such instances go undetected during the current admission process but are detected subsequently, such disqualification will take place with retrospective affect.
- (13) Please note that a candidate is allowed to appear only once in the online examination. Multiple appearance in online examination will result in cancellation of candidature. In case more than one Hall Ticket has been generated, candidates are advised to appear only once on the date and at the time mentioned on the respective Hall Ticket. All other Hall Tickets are to be surrendered.
- (14) Persons with Disabilities (PWD) should contact the Test Centre Administrator of the test venue at least 30 minutes before the time of examination for assistance in seating, if needed.

IMPORTANT POINTS TO REMEMBER

You are advised to bring with you the following:

- (i) Hall Ticket with photo affixed thereon and photo ID card in **Original** and photocopy as mentioned in point 6.
- (ii) One Ball point pen
- (iii) Persons with Disabilities (PWD) should bring duly filled Scribe form if applicable.

WISH YOU GOOD LUCK