



# Online Admission System

Candidates' Manual

**Online Admission System**

**(CBCS Based)**

**Candidate's Interface**

**Manual**

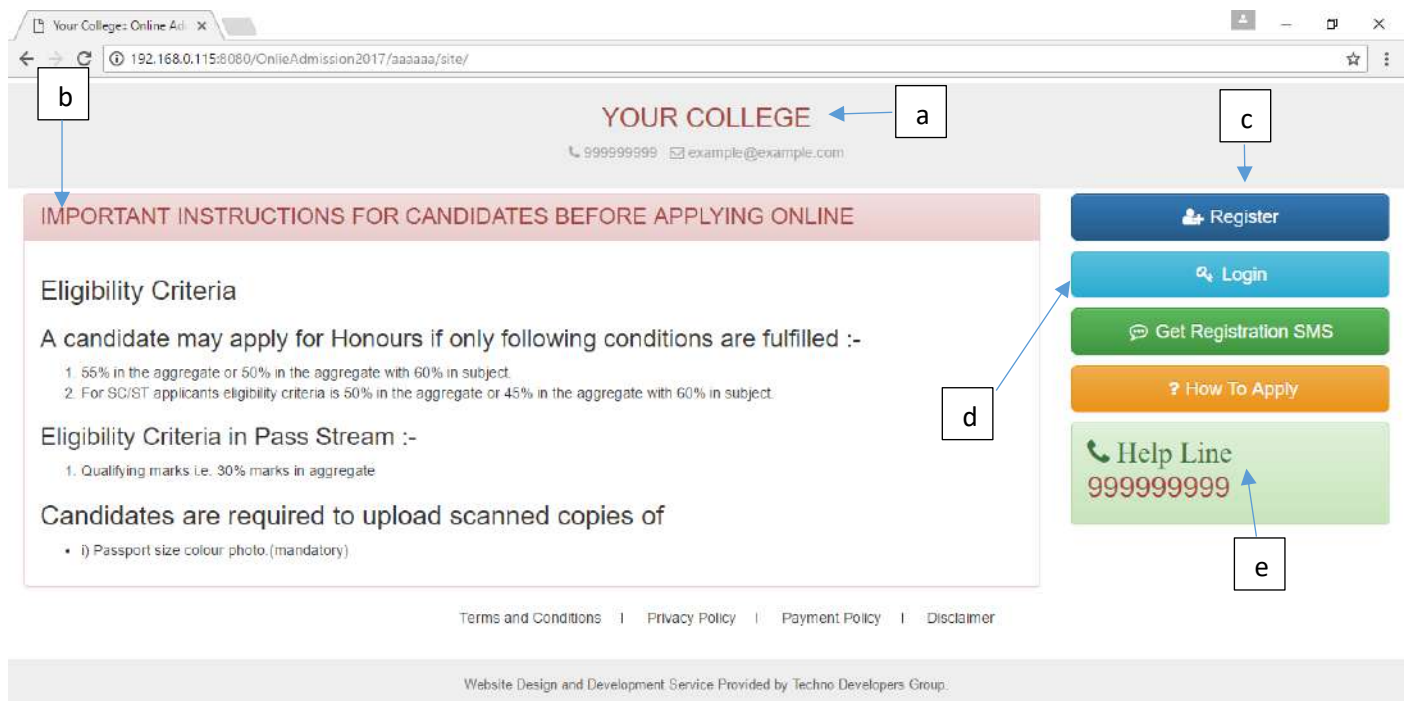


## Steps to apply for admission through the Online Admission system

Welcome to the online admission system prepared by TechnoDG.com. This document is aimed to provide you with a ready reference on the candidate's interface and the procedure for applying for admission through the online admission system.

We start with the welcome screen of the online admission system which provides the applicant/candidates with the following options.

We recommend using latest and updated browsers like **Google Chrome** or **Mozilla Firefox** for best experience.



- a) College Name
- b) Eligibility Criteria details & notices etc.
- c) New Candidates Registration button
- d) Applied Candidates Log in button
- e) College Helpline contacts

## How to Apply ?

To apply please click on the Register button and initiate the application process





# Online Admission System

## Candidates' Manual

### Registration Step 1 of 1

- 1) To begin the online registration process please Select the Course and Course Type from the dropdown lists. Marked with **RED BORDER**

**Application for Under Graduate Courses**

Vocational Board pass-out candidates are eligible to apply for the Program Courses only

**Course Details**

Select Course (\*)  Application Type  Caste (\*)

**Applicant Basic Details**

Applicant Name (As per 10+2 Marksheet) (\*)  Mobile Number (\*)  Date of Birth [As per Board Document] (\*)

**Applicant 10+2 Details**

Board Name(\*)  Registration Number (\*)

Passing Year (\*)  Admit Card Roll (\*)  Admit Card Number (\*)

**10+2 Subject Marks (As per Marksheet)**

10+2 Subjects	Total Marks	Marks Obtained
ENGLISH	100	75
BENGALI	100	75
PHYSICS	100	75
CHEMISTRY	100	75
MATHEMATICS	100	75
Select	Full Marks	Obtained Marks
Marks in ENVIRONMENTAL STUDIES / SCIENCE is not mandatory and not applied in merit calculation		
ENVIRONMENTAL STUDIES / SCIENCE	Full Marks in	Obtained Marks

**Select Subjects You want to Apply**

Honours Program Course 1st Preference  Honours Program Course 2nd Preference  Honours Program Course 3rd Preference

Program Course Preference

I undertake:

- To abide by the provision of the Act, Statutes, Ordinances, Regulations and Rules of the College Failing which the College may take appropriate action against me.
- To abide by the provisions of the UGC Regulations, 2009 on curbing the menace of ragging in higher educational institution.
- To attend 75% of the classes to become eligible for appearing at the Examination.
- I am acceptable to the system generated SMS(s) sent from this website to the mobile number I have provided.

**NB :**

- Admission of a candidate will be canceled if any of statement is found incorrect. Incomplete form will be rejected.
- In place of "Elective Subjects" it should be "Honours subjects" and in place of "Compulsory subjects" it should be "Elective Subjects". (For Honours course)
- Select three elective subjects for General course.
- Students should not select similar subjects between the Elective and Compulsory Subjects. For e.g., if your Elective subjects combination has "English" then you cannot opt for "English" in Compulsory Subject options.
- Only change in case of elective subjects (for Honours courses) may be done during the time of verification of forms.
- A student can apply for maximum of three Honours courses and one General Course.

Terms and Conditions | Privacy Policy | Payment Policy | Disclaimer

DEVELOPED BY TECHNO DG



# Online Admission System

## Candidates' Manual

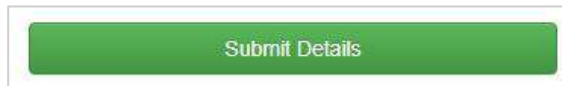
2) Next provide the Applicant's Personal Details marked with **Green Border**.

Please type in the following details properly

- i) Applicant Name (As per 10+2 Marksheet) (\*)
- ii) Mobile Number (\*)
- iii) Date of Birth [As per Board Document] (\*)
- iv) Board Name(\*)
- v) Registration Number (\*)
- vi) Passing Year (\*)
- vii) Admit Card Roll (\*)
- viii) Admit Card Number (\*) [in Case of Board Name = "WEST BENGAL COUNCIL OF HIGHER SECONDARY EDUCATION"]
- ix) 10+2 Subjects [Marks Details]
- x) Desire Honours course
- xi) Desire Program course

Please note all the fields marked with \* are compulsory

After inserting all required data click on



To proceed next step as below

Here you find your application number and date of birth, keep this data for further reference.

Application for Under Graduate Courses

**Registration Successful.** Dear candidate your registration is successful for Government General Degree College at Pedong Online Admission.

Your Application Number is : **123456789**

Date of Birth is : **11/11/2001**

Please use this details as your login details and further communication will be made by the **Application Number**

**Student Login**   **Go the Admission Portal**

Now click on student login button marked with blue line to complete the full process of application.

Login with User ID and Date of Birth

Registration No.

Date Of Birth

six - 2 = ?

**Login**   **Reset**



# Online Admission System

## Candidates' Manual

After Successful login the below form is appear

Personal Details | Subject Details | Documents Upload | Finalize & Submit

**Step 1 : Personal Details** Logout

Candidate: Ramesh Das Application No: PE191695SC033

Vocational Board Candidates are Eligible for General courses only.

<b>Course</b> BSC	<b>Course Type</b> HONOURS PROGRAM
----------------------	---------------------------------------

<b>Applicant Name</b> Ramesh Das		
<b>Father's Name</b> Ratan Das	<b>Mother's Name</b> Ratna Das	<b>Guardian Name</b> Ratan Das
<b>Father's Occupation</b> Service	<b>Mother's Occupation</b> House Wife	<b>Annual Family Income</b> 50,001 TO 1,00,000
<b>Mobile No.</b> 8956230147	** Your Registration confirmation SMS will be sent to this mobile number	
<b>Alternate Contact No</b> 2356897410	<b>E-mail ID</b> ramesh@gmail.com	<b>Date Of Birth</b> 24-June-2007
<b>Aadhar No</b> 129645697412	<b>Bank Name</b> ICICI	<b>Bank Address</b> Sevoke Road
<b>Bank Account No.</b> 06020641254	<b>Bank IFSC Code</b> ICICI0808	<b>Bank MICR Code</b> ICIC74532

**Address For Communication**

<b>House No./Street/Road</b> 145/2 B Banamali Lane	<b>Area / Ward No.</b> 23	<b>Post Office</b> Siliguri
<b>Village/Town</b> Siliguri	<b>Block</b> Matigara	<b>District</b> Darjeeling
<b>Police Station</b> Siliguri	<b>State</b> West Bengal	<b>Pin Code</b> 734152

**Permanent Address**  Same as Above

<b>House No. / Street / Road</b> 145/2 B Banamali Lane	<b>Area / Ward No.</b> 23	<b>Post Office</b> Siliguri
<b>Village/Town</b> Siliguri	<b>Block</b> Matigara	<b>District</b> Darjeeling
<b>Police Station</b> Siliguri	<b>State</b> West Bengal	<b>Pin Code</b> 734152

**Applicant Other Details**

<b>Gender</b> MALE	<b>Blood Group</b> A+	<b>Marital Status</b> SINGLE
<b>Religion</b> HINDUISM	<b>Mother Tongue</b> BENGALI	<b>Nationality</b> Indian
<b>Economic Status</b> APL	<b>Other Specification</b> NCC	<b>Physically Challenged</b> No

**I undertake**

- To abide by the provision of the Act, Statutes, Ordinances, Regulations and Rules of the College Failing which the College may take appropriate action against me.
- To abide by the provisions of the UGC Regulations, 2009 on curbing the menace of ragging in higher educational institution
- To attend 75% of the classes to become eligible for appearing at the Examination.
- I am acceptable to the system generated SMS(s) sent from this website to the mobile number I have provided.

**NB :**

- Admission of a candidate will be canceled if any of statement is found incorrect. Incomplete form will be rejected.
- In place of "Elective Subjects" it should be "Honours subjects" and in place of "Compulsory subjects" it should be "Elective Subjects". (For Honours course)
- Select three elective subjects for General course.
- Students should not select similar subjects between the Elective and Compulsory Subjects. For e.g., if your Elective subject's combination has "English" then you cannot opt for "English" in Compulsory Subject options.
- Only change in case of elective subjects (for Honours courses) may be done during the time of verification of forms.
- A student can apply for maximum of three Honours courses and one General Course.

[Terms and Conditions](#) | [Privacy Policy](#) | [Payment Policy](#) | [Disclaimer](#)

DEVELOPED BY  
TECHNO DG.COM



# Online Admission System

## Candidates' Manual

Aadhar and Bank related information (not compulsory)

- i) 12 digit Aadhar Number
- ii) Your bank name
- iii) Bank Address
- iv) Bank Account Number
- v) Bank IFSC Code
- vi) Bank MICR Code

**[Note: The above information may not be available in your form as it is populated as per the preference & processes of the respective college or university]**

- 3) Please provide your communication address and permanent address

Address For Communication								
House No./Street *		P.O *		Ward No.				
Village/Town *		Block		District *				
P.S *		State *		PIN *				

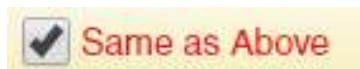
  

Permanent Address									<input checked="" type="checkbox"/> Same as Above
House No./Street *		P.O *		Ward No.					
Village/Town *		Block		District *					
P.S *		State *		PIN *					

Please provide the following details of your address

- a) House No./Street Name
- b) Post Office (P.O)
- c) Ward No. (if any)
- d) Village/Town Name
- e) Block (if any)
- f) District Name
- g) Police Station (P.S)
- h) State
- i) PIN

To have the same address copied to the Permanent Address fields please have the option “**Same as Above**” Ticked/Checked. Else Untick/Uncheck the same to provide separate details for Permanent Address.





4) Applicant’s Other Details

Applicant Other Details

<p><b>Gender</b></p> <div style="border: 1px solid #ccc; padding: 2px; margin-bottom: 5px;">Select Gender ▼ +</div>	<p><b>Blood Group</b></p> <div style="border: 1px solid #ccc; padding: 2px; margin-bottom: 5px;">Select Blood Group ▼ +</div>	<p><b>Marital Status</b></p> <div style="border: 1px solid #ccc; padding: 2px; margin-bottom: 5px;">Select ▼ +</div>
<p><b>Religion</b></p> <div style="border: 1px solid #ccc; padding: 2px; margin-bottom: 5px;">Select ▼ +</div>	<p><b>Mother Tongue</b></p> <div style="border: 1px solid #ccc; padding: 2px; margin-bottom: 5px;">Select ▼ +</div>	<p><b>Nationality</b></p> <div style="border: 1px solid #ccc; padding: 2px; margin-bottom: 5px;">Indian ▼ +</div>
<p><b>Economic Status</b></p> <div style="border: 1px solid #ccc; padding: 2px; margin-bottom: 5px;">Select ▼</div>	<p><b>Other Specification</b></p> <div style="border: 1px solid #ccc; padding: 2px; margin-bottom: 5px;">Select ▼</div>	<p><b>Physically Challenged</b></p> <div style="border: 1px solid #ccc; padding: 2px; margin-bottom: 5px;">No ▼</div>

Tea Garden Residence

**One way approx. distance from residence to college**

Distance  In Kms.

I undertake


- To abide by the provision of the Act, Statutes, Ordinances, Regulations and Rules of the College Failing which the College may take appropriate action against me.
- To abide by the provisions of the UGC Regulations, 2009 on curbing the menace of ragging in higher educational institution.
- To attend 75% of the classes to become eligible for appearing at the Examination.
- I am acceptable to the system generated SMS(s) sent from this website to the mobile number I have provided.

**NB :**

- Admission of a candidate will be canceled if any of statement is found incorrect. Incomplete form will be rejected.
- Students must select one Elective subjects combination and two Compulsory subject options.
- Students should not select similar subjects between the Elective and Compulsory Subjects. For eg: if your Elective subjects combination has "English" then you cannot opt for "English" in Compulsory Subject options.
- The selection of the preferred subjects may be changed during the personal verification phase at the college.

SUBMIT
Reset

- i) Select your gender
- ii) Select your blood group
- iii) Select your marital status
- iv) Select your religion
- v) Select your mother language
- vi) Select your Nationality
- vii) Select your Economic Status [APL or BPL]
  - i. If you are in BPL [Below Poverty Level] category you must put your BPL card number
- viii) Select other specification [If you are a cadre of NSS or NCC or if you area recognised sports person, in case of sports person the institute may asked for a physical certificate issued by Govt./Renowned sports authority.]
- ix) Select your Physically Challenged Status [Whether you are Physically Challenged or not]
  - i. If you are a Physically Challenged person then you must put your Physically Challenged certificate number for verification.
- x) If you are a Residence of Tea garden then Tick on Check box, and declare the Name of Tea Garden
- xi) Before you proceed next step by clicking on Submit Button, you have to tick checkbox just beside “**I undertake**” and confirm agreeing to the term of the admission to the institute and the online admission system.
- xii) Click on “**Submit**” to save and proceed.



# Online Admission System

## Candidates' Manual

### Registration Step 2 of 4

Step 2 : Subject Details Login

Candidate: **NILADRY DEB** Application No: **TMR03A6**

Applicant Academic Details

Last School Attended: 10+2 School Name  Board: Select Board  Year Of Pass: Select

Stream: Select Stream  10+2 Roll No.: 10+2 Roll No  10+2 Registration No.: 10+2 Registration No

Category: Select  Major Indian Language for Part III: Select

Provide Your 10+2 Subject & marks as per Mark sheet

Subject	Total Marks	Marks Obtained
ENGLISH	100	Obtained Marks <input type="text"/>
Select <input type="text"/>	100	Obtained Marks <input type="text"/>
Select <input type="text"/>	100	Obtained Marks <input type="text"/>
Select <input type="text"/>	100	Obtained Marks <input type="text"/>
Select <input type="text"/>	100	Obtained Marks <input type="text"/>
Marks in ENVIRONMENTAL STUDIES / SCIENCE is not mandatory and not applied in merit calculation		
ENVIRONMENTAL STUDIES / SCIENCE	Full Marks in <input type="text"/>	Obtained Marks <input type="text"/>

Select Subjects/Course You want to Apply  
The subject preferences can be modified till the payment for this application is complete.

- i) Your last attended School Name from where the applicant has passed Higher Secondary (HS/10+2)
- ii) Select your Higher Secondary Board Name
- iii) Select the year of passing Higher Secondary Examination
- iv) Select your stream [Science, Arts or Commerce etc.]
- v) Your Higher Secondary Roll number.
- vi) Your Higher Secondary Registration Number
- vii) Select your category [General/Unreserved, SC, ST, OBC A or OBC B etc.]
  - i. If you are applying under any reserved category (i.e. other than General/Unreserved category) then please mention your respective category certificate number.
- viii) Select your Major Indian Language [MIL] for part III
- ix) Please provide your higher secondary examination marks appropriately as displayed in your marksheet.
- x) Select the **Subject name** from the list, provide the **Total Marks** of the Examination and then the marks Obtained by the candidate appropriately.
- xi) A few subjects may be preselected as mandatory subjects for the course selected.
- xii) **Please provide your actual marks as per your marksheet only. DO NOT input percentage or average marks. The system shall calculate the same as per its set criteria appropriately.**
- xiii) Also below put the marks of Environmental Science/Study subject in same manner above this is not mandatory and also not applied in merit calculation.





# Online Admission System

## Candidates' Manual

### Course & Subject Selection (CBCS Based)

- Based on the 10+2 (HS) marks provided and the criteria set by the respective colleges & universities, the Subject/Course/Stream options where the candidate is eligible to apply for admission shall be populated.
- Select your desired Course and CBCS Subject preferences accordingly.

Please note that any modification on the 10+2 (HS) subject marks would again revalidate the eligibility of the opted courses and CBCS subjects. Please verify and select your preferences again.

1st Preference	2nd Preference	3rd Preference
HISTORY	ENGLISH	GEOGRAPHY
GE1 Sem 1 and 2 ECONOMICS	GE1 Sem 1 and 2 NEPALI	GE1 Sem 1 and 2 ENGLISH
GE2 Sem 3 and 4 POLITICAL SCIENCE	GE2 Sem 3 and 4 PHILOSOPHY	GE2 Sem 3 and 4 POLITICAL SCIENCE
AECC1 Sem 1 ENVIRONMENTAL STUDIES	AECC1 Sem 1 ENVIRONMENTAL STUDIES	AECC1 Sem 1 ENVIRONMENTAL STUDIES
AECC2 Sem 2 ENGLISH	AECC2 Sem 2 ENGLISH	AECC2 Sem 2 HINDI

Program Course Preference  
B.A. GEN

Select one Subject form each of the sections below.

DSC1 Sem 1 to 4		
GROUP 1	GROUP 2	GROUP 3
<input type="radio"/> BENGALI <input checked="" type="radio"/> ENGLISH <input type="radio"/> HINDI <input type="radio"/> NEPALI <input type="radio"/> SANSKRIT	<input type="radio"/> ECONOMICS <input type="radio"/> EDUCATION <input type="radio"/> HISTORY <input type="radio"/> PHILOSOPHY	<input type="radio"/> GEOGRAPHY <input type="radio"/> PHYSICAL EDUCATION <input type="radio"/> POLITICAL SCIENCE <input type="radio"/> SOCIOLOGY

DSC2 Sem 3 and 4		
GROUP 1	GROUP 2	GROUP 3
<input type="radio"/> BENGALI <input type="radio"/> ENGLISH <input type="radio"/> HINDI <input type="radio"/> NEPALI <input type="radio"/> SANSKRIT	<input type="radio"/> ECONOMICS <input type="radio"/> EDUCATION <input type="radio"/> HISTORY <input type="radio"/> PHILOSOPHY	<input type="radio"/> GEOGRAPHY <input type="radio"/> PHYSICAL EDUCATION <input type="radio"/> POLITICAL SCIENCE <input checked="" type="radio"/> SOCIOLOGY



# Online Admission System

## Candidates' Manual

<b>LCC1</b>	<b>Sem 1 and 3</b>
<b>GROUP 1</b>	
<input type="radio"/> BENGALI	
<input checked="" type="radio"/> <b>HINDI</b>	
<input type="radio"/> NEPALI	
<input type="radio"/> SANSKRIT	

<b>LCC2</b>	<b>Sem 2 and 4</b>
<b>GROUP 1</b>	
<input checked="" type="radio"/> <b>ENGLISH</b>	

<b>AECC1</b>	<b>Sem 1</b>
<b>GROUP 1</b>	
<input checked="" type="radio"/> <b>ENVIRONMENTAL SCIENCE</b>	

<b>AECC2</b>	<b>Sem 2</b>
<b>GROUP 1</b>	
<input type="radio"/> BENGALI	
<input type="radio"/> ENGLISH	
<input type="radio"/> HINDI	
<input type="radio"/> NEPALI	
<input type="radio"/> SANSKRIT	

<b>GE1</b>	<b>Sem 5</b>
<b>GROUP 1</b>	
<input type="radio"/> ECONOMICS	
<input checked="" type="radio"/> <b>EDUCATION</b>	
<input type="radio"/> HISTORY	
<input type="radio"/> PHILOSOPHY	

### Legends:

- CC / DSC: Core Course for Honours / Discipline Specific Core Course for Program
- GE: General Elective
- LCC: Language Core Course
- AECC: Ability Enhancement Compulsory Course

Click on the **“Submit”** button to save.



On clicking the “Submit” button the form shall be checked for the details provided and you shall be prompted for the missing or improper compulsory field data for review and submission. If all the details are completed properly then the registration will proceed to next step.



### Registration Step 3 of 4

#### Documents upload section

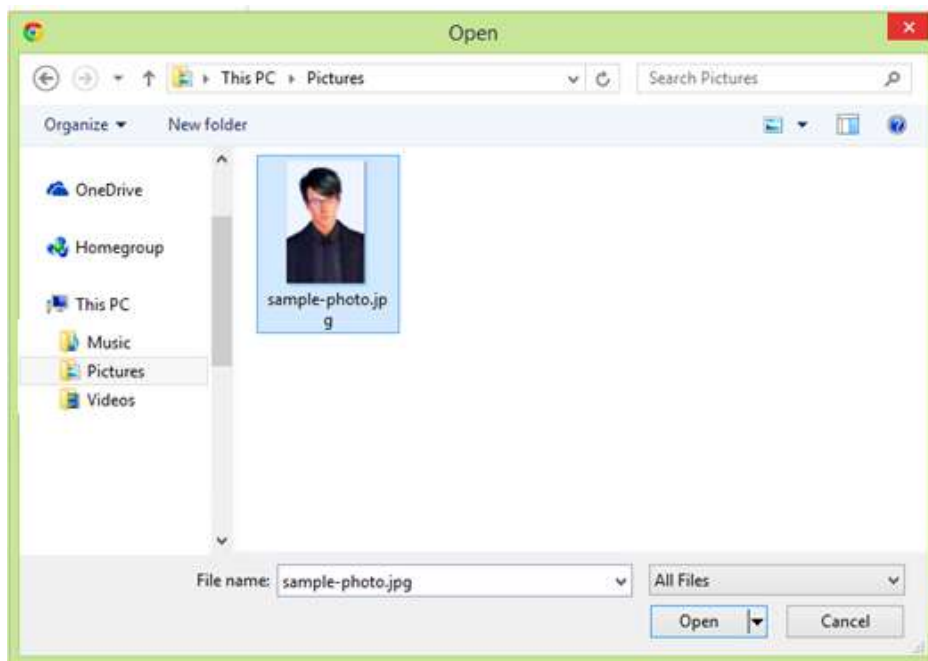
**Step 3 : Documents Upload** Logout

Candidate : XXXXXXXXXXXX Application No : XXXXXXXX

**Upload Restrictions :** File Types: (.jpg, .jpeg, .gif, .png) only || Each File Size: Not More than 250.00 KB  
Please choose file the click on Upload Button to upload your file

Upload Your Colour Photo	* Choose File	No fil...hosen	Upload
Your Signature	* Choose File	No fil...hosen	Upload
Class Xth Admit Card	* Choose File	No fil...hosen	Upload
Class XIIth Mark Sheet	* Choose File	No fil...hosen	Upload
Own Caste Certificate in case of SC, ST and OBC candidates or Medical Certificate wherever applicable	* Choose File	No fil...hosen	Upload

- i) To upload your photo please ensure that you have the soft copy of the photo already stored on your PC. Click on the "Choose File" or "Browse" button to explore your PC.





# Online Admission System

## Candidates' Manual

- ii) Please navigate to the appropriate location and select the appropriate image of your passport sized photo and click Open. You may also double click on the image to select and open at once.
- iii) The select window shall close and the image shall be uploaded. The upload confirmation along with the "View" button will be visible.

Upload Your Photo


\*  sampl...jpg  Uploaded



Document Upload Success

### Upload Documents:

Please follow the similar process as explained above to select the scanned copies of the required documents as mentioned for uploading.



### Registration Step 4 of 4

The Step 4 of registration provides option to process and finalized the application.

The screenshot shows a web interface for the registration process. At the top, there is a navigation bar with four steps: "Personal Details" (checked), "Subject Details" (checked), "Documents Upload" (checked), and "Finalize &amp; Submit" (active, with a question mark). Below this, a green banner reads "Step 4 : Finalize &amp; Submit" with a "Logout" button on the right. Two orange boxes display "Candidate : RAMESH DAS" and "Application No : PED18BSC333". A yellow box contains a thumbs-up icon and the text "Congratulations! Your form has been submitted successfully". Below this, an "Important Note" section lists a single instruction: "1. Please confirm your candidature by pressing 'Confirm and Submit Application' button &amp; take a print of your Application Form." A large green button labeled "Confirm and Submit Application" is centered below the note. At the bottom, a footer contains links for "Terms and Conditions", "Privacy Policy", "Payment Policy", and "Disclaimer", along with a logo for "DEVELOPED BY TECHNO DG.COM".

Once you “**Confirm and Submit Application**” you will find the application from to print



# Online Admission System

## Candidates' Manual

[Personal Details](#) ✓
 [Subject Details](#) ✓
 [Documents Upload](#) ✓
 [Finalize & Submit](#) ?

Step 4 : Finalize & Submit

[Logout](#)

Candidate: [Name]

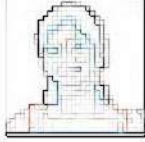
Application No: [Number]

👏 Congratulations! Your form has been submitted successfully

[Print Application Form](#)

### GOVERNMENT GENERAL DEGREE COLLEGE AT SILIGURI

Online Registration For Session : 2020-2021

Application No :	PED18BSC333	Application Date :	04/08/2021		
Course :	BSC HONOURS PROGRAM&PROGRAM COURSE				
Candidate Name :	RAMESH DAS				
Father's Name :	RATAN DAS	Occupation :	SERVICE		
Mother's Name :	RATNA DAS	Occupation :	HOUSE WIFE		
Guardian's Name :	RATAN DAS	Family Income:	50,001 TO 1,00,000		
Mobile : 8956230147	Phone : 2356897410	Email : ramesh@ymail.cc	EPIC No. [Voter Card] : 123645697412		
Sl no.	Applied To	CBCS Subject Preference			
1	CHEMISTRY	GE1	GE2	AECC1	AECC2
		MATHEMATICS	PHYSICS	ENVIRONMENTAL STUDIES	NEPALI
2	MATHEMATICS	GE1	GE2	AECC1	AECC2
		PHYSICS	CHEMISTRY	ENVIRONMENTAL STUDIES	ENGLISH
3	PHYSICS	GE1	GE2	AECC1	AECC2
		MATHEMATICS	CHEMISTRY	ENVIRONMENTAL STUDIES	NEPALI
4	B.S.C. GEN	DSC1	DSC2	AECC1	AECC2
		MATHEMATICS	CHEMISTRY	ENVIRONMENTAL STUDIES	ENGLISH
Address for Communication :		House No./Street : 145/2 B BANAMALI LANE P.O. : SILIGURI Ward No. : 23 Village/Town : SILIGURI Block : MATIGARA District : DARJEELING P.S. : SILIGURI State : WEST BENGAL Pin : 734152			
Permanent Address :		House No./Street : 145/2 B BANAMALI LANE P.O. : SILIGURI Ward No. : 23 Village/Town : SILIGURI Block : MATIGARA District : DARJEELING P.S. : SILIGURI State : WEST BENGAL Pin : 734152			
Applicant Academic Details :					
School Name : Test		Board : WEST BENGAL COUNCIL OF HIGHER SECONDARY EDUCATION			
Stream : SCIENCE		10+2 Roll No. : 123654-1259		10+2 Registration No. : 123654	
10+2 Subjects		Total Marks	Obtained Marks	Percentage	
ENGLISH		100	75	75 %	
BENGALI		100	75	75 %	
PHYSICS		100	75	75 %	
CHEMISTRY		100	75	75 %	
MATHEMATICS		100	75	75 %	
DOB : 24/06/2007	Gender : MALE	Marital Status : SINGLE	Nationality : INDIAN	Religion : HINDUISM	Mother Tongue : BENGALI
Category : GEN(UNRESERVED)	Physically Challenged : NO	Economic Status : APL	Blood GP : A+	Other Spec : NCC	
Bank Name : ICICI		Bank Address : SEVOKE ROAD			
Bank Account No. : 08020641254		Bank IFSC Code : ICICI0808		Bank MICR Code : ICIC74532	
I certify that the above statements are true.					
I undertake : <ul style="list-style-type: none"> <li>To abide by the provision of the Act, Statutes, Ordinances, Regulations and Rules of the College Failing which the College may take appropriate action against me.</li> <li>To abide by the provisions of the UGC Regulations, 2009 on curbing the menace of ragging in higher educational institution.</li> <li>To attend 75% of the classes to become eligible for appearing at the Examination.</li> <li>I am acceptable to the system generated SMS(s) sent from this website to the mobile number I have provided.</li> </ul>					
Signature of Officer in charge		Signature of Convener / Co-Convener		Signature of Applicant	