

Welcome to the eAdmission 2021-22.

The online admission process is simple. No need to be panicked.

You can do it through your PC/Laptop or even through your mobile. When doing through a smartphone, keep the phone in landscape mode and look very carefully to all of the components as the layout will be changed for the mobile and is differently arranged than how it is shown in PC/Laptop because of the smaller screen size of the phone.

Keep a photo/scanned image of the following documents. But remember, all these will be required during admission, if your name is published in any merit list and you want to get admitted.

- **Your Photo (30KB-50KB/JPG file only)** – the photo should be taken with light and uniform background showing your face clearly. Do not use the photo with school uniform, or selfie. You are going to study in a college. This photo will be used in your registration to the university and also for preparing college identity card.
- **Signature (30KB-50KB/JPG file only)** – sign on a white paper and sign with black/blue ball-point pen. Scan it or take a decent photo of it keeping it on a flat surface.
- **Madhyamik or 10th standard Admit** (100KB-150KB/JPG file only) – if the option is there
- **HS/10+2 standard Marksheet** (100-KB150KB/JPG file only)
- **SC/ST/OBC-A/OBC-B certificate** (if you belong to the category) (100KB-150KB/JPG file only)
- **Physically Challenged Certificate** (if you have any) (100KB-150KB/JPG file only)

Register yourself first. Remember your Profile ID and Password. You'll get SMS after registration. Keep it safe with you in your mobile phone.

Fill all your data carefully and correctly. Type your Name correctly. Select your "Caste" properly. You cannot change your Name and Caste.

Select your board correctly. If your Board is not there in the list, select "Other Board".

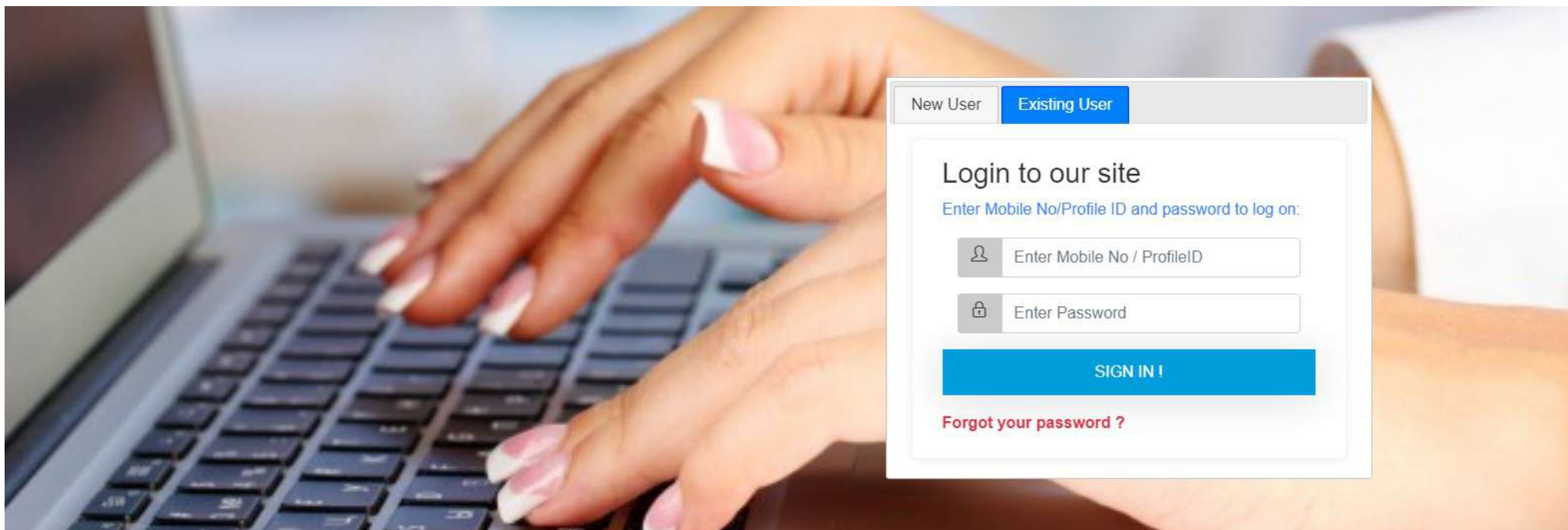
Fill all details carefully and correctly – step-by-step. If in any case you get disconnected, don't worry, all your entered data will remain safe. You can fill other details anytime later login in with your profile ID/Mobile Number and Password.

Take extra precaution during fillup of HS or 10+2 standard Marks. Mention the "Pass" or "Fail" status as mentioned in your marksheet. After you finish marks entry, you'll get a screen displaying your marks. If there is any mistake, go back to the entry mode and correct the marks. Marks once entered, cannot be changed.

Each candidate should have a single Registration and single Profile. You can apply for more than one Honours subjects or General courses from a single registration/profile. After an application is made, Challan needed to be generated, but those challans are no to be paid.

Schedule: Follow the schedule of each college you apply. Merit list will be published as per the schedule. If your name appears in a merit list and you want to get admitted, please log in and pay the admission fees.

Note: All admissions are treated as provisional and supposed to be confirmed after verification of the original documents and subject to the approval of the university through registration.



In the portal of the college, click on Login/Registration. The above page will be opened.

If you are new, take the New User block in the right.

Fill all details, check spelling.

Chose your password carefully, which you can remember. You must remember. It would be difficult if you forget your password though there is a Password retrieval system.

Then select your case and give your mobile number. If you use WhatsApp, give that mobile number which is being used for WhatsApp. Now enter the characters shown and click on "SIGN ME UP!"

You'll receive an SMS with your Profile No. You'll also see your Profile No. on the screen. Remember your Profile No. and Password. Write it down.

If you are an existing member, i.e., if you have registered earlier, you need to login through the "Existing User" block.


Home My Profile Subject & Marks Courses Apply For Merit List

SWARNALI KHATUA

Admission Portal shall be re-opened on and from 10-08-2020

My Profile »» Change Password

Upload Signature

 **SWARNALI KHATUA**
Profile ID ▶ BCD00039

Change Profile Image

Academic Details »» Primary Info

Roll No (HS/10+2) 322921 1293	Reg. No/Index No (HS/10+2) 3182135100	Reg. Year 2019	Pass Out 2020
School Name (HS/10+2) DATON H.S. MULTIPURPOSE SCHOOL	Board / University West Bengal Council Of Higher Secondary Education.		

Other Info »»

Applied For Course(s) »»

Application(s) Challen(s)

Geography (H) -
Combination : Geography(H) & Anthropology & Economics

App No # BCD00039-H/12 Print Form

B.A. (G) +

View Notices

After you “Registered”, the system will guide to fill all of your details. You need to input your data carefully.

Uploading your photo and signature is not required at this stage. Photo, signature and other documents will need to be uploaded during admission.

Photo and Signature should be clear and do not use your photo with school uniform. (You are supposed to go to a college!) Photo and Signature, once uploaded, cannot be re-uploaded. So be careful.

There is some other information you need to input. Take every precaution to fill your data. If you do the process in any cbercafé, tell them to do it carefully.

You need to input your marks. Enter your marks carefully. **Marks once entered, cannot be changed.**

Other Info >>


Personal Guardian Contact Marks Document(s)

Personal Details > [Edit Personal Details](#)

Gender Female	Date of Birth 21-May-2002	Cast General
Nationality Indian	Religion Hinduism	Mother Tongue BENGALI
Aadhaar No 924566619134	Kanyasree No ---	Blood Group B+
Married No	Working No	Minority No
Economic Condition APL	Ph. Handicapped No	
Disability (%) ---	Disabled Category ---	Extra curricular Activities ---
Proficiency in Sports ---	Medium of Instruction Bengali	

View Notices

You need to upload some documents later. Documents will need to be uploaded during admission. So, don't worry.

Home My Profile Subject & Marks **Courses** Apply For Merit List  SWARNALI KHATUA

Admission Portal shall be re-opened on and from 10-08-2020

Available Courses »»

Stream Honours	Stream General
<input type="checkbox"/> Accountancy	<input checked="" type="checkbox"/> B.A.
<input type="checkbox"/> Bengali	<input type="checkbox"/> B.Sc
<input type="checkbox"/> Chemistry	<input type="checkbox"/> B.Com.
<input type="checkbox"/> Economics	
<input type="checkbox"/> Education	
<input type="checkbox"/> English	
<input checked="" type="checkbox"/> Geography	
<input type="checkbox"/> History	
<input type="checkbox"/> Mathematics	
<input type="checkbox"/> Music	
<input type="checkbox"/> Philosophy	

bcdonline.in/college_subject_choose.php?csid=ZmY=

View Notices

Application(s): You can apply more than one subject if you are eligible for the subject. You need not create a new profile for applying more than one subject. Click on Courses or Apply For, You'll get the list of subjects available for your college. Click on any of the honours subject or the general course, you'll get the following screen...

Admission Portal shall be re-opened on and from 10-08-2020

Humanities Group » Bengali »»

SL.	Subject(s) Of HS / (10+2)	Theory Marks	Out Of	Prac. Marks	Out Of	Marks Obtained In (%)
1.	Bengali	65	80	20	20	85.00
2.	English	54	80	20	20	74.00
3.	Environmental Studies	53	80	20	20	73.00
4.	Geography	57	70	30	30	87.00
5.	Nutrition	57	70	30	30	87.00
6.	Political Science	37	80	20	20	57.00

Total of Best 5 Subjects : 406.00 **Aggregate : 81.20 %**

Eligibility Criteria +

Subject Combination -

SL#	Subject
1.	Education & Music
2.	English & Music
3.	Music & History
4.	Music & Philosophy
5.	Music & Sociology
6.	Education & Sanskrit
7.	Education & Political Science
8.	Education & History

Subject Combinations

You have to choose 2 subject(s) for the above course.

AECC (Compulsory Language)

Apply For Bengali
Back To Course List

View Notices

You'll get subject lists in the right-side shown as subject combinations. Subject combinations are those allowed by the college. There will be a different set of subjects for different honours subjects and general courses. Scroll down to the full list and select your desired subject. Click on the subject combinations. The selected subject combinations will be shown in the left panel.

Just above the subject combinations. You'll get the Eligibility Criteria. Check if you are eligible. Aggregate for colleges under Calcutta University and West Bengal State University is calculated as total of best 4 subjects. For colleges under other universities, aggregate is calculate as total of best 5 subjects.

Select the AECC subject and click on the “Apply For ...” button. If you are eligible, you will be given as applied. You’ll see the honours subject or General course in the applied part as shown in this screen.

Home My Profile Subject & Marks Courses Apply For Merit List

Admission Portal shall be re-opened on and from 10-08-2020

SWARNALI KHATUA

My Profile »» Change Password

Upload Signature

SWARNALI KHATUA
Profile ID ▶ BCD00039

Change Profile Image

Academic Details » Primary Info

Roll No (HS/10+2) 322921 1293	Reg. No/Index No (HS/10+2) 3182135100	Reg. Year 2019	Pass Out 2020
School Name (HS/10+2) DATON H.S. MULTIPURPOSE SCHOOL	Board / University West Bengal Council Of Higher Secondary Education.		

Applied For Course(s) »»

Application(s) Challen(s)

Geography (H) -
Combination : Geography(H) & Anthropology & Economics

App No # BCD00039-H/12 Print Form

B.A. (G) +

View Notices

Other Info »»

bcdonline.in/account.php#single

After you apply, you need to “Generate Challan”. There will be an option of “Generate Challan”. Generate your challan and click on the Challan tab, you’ll see the challan generated. Now you’ll get the “Pay Now” option. Pay for the challan.

Note: If you apply for multiple subjects, there will be a combined challan and the amount will be added as per the number of applications. Paying the challan will validate all of your applications associated with the challan. If the challan amount is zero (0), you need to pay anything for application.

The screenshot displays the user's profile page on the admission portal. The navigation bar includes Home, My Profile (active), Subject & Marks, Courses, Apply For, and Merit List. A notification banner states: "Admission Portal shall be re-opened on and from 10-08-2020".

My Profile »» [Change Password](#)

Profile Information:

- SWARNALI KHATUA**
- Profile ID ▶ BCD00039
- [Upload Signature](#)
- [Change Profile Image](#)

Academic Details »» [Primary Info](#)

Roll No (HS/10+2)	Reg. No/Index No (HS/10+2)	Reg. Year	Pass Out
322921 1293	3182135100	2019	2020

School Name (HS/10+2)	Board / University
DATON H.S. MULTIPURPOSE SCHOOL	West Bengal Council Of Higher Secondary Education.

Applied For Course(s) »»

[Application\(s\)](#) [Challan\(s\)](#)

List of Challan »»

Challan No#	Date	Action	Receipt
BCD00039/C01	27/07/2020	Paid	Print

[View Notices](#)

Re-login and re-application:

- If for any reason you cannot complete the process, you can log in again and complete the process.
- If you decide to apply for other subjects, log in again, apply for new subjects, generate the challan and pay the challan (if challan amount is not zero)!