

INFORMATION BROCHURE

APJEE (DIPLOMA) 2025 and COUNSELLING



-:Conducted By:-

**ARUNACHAL PRADESH
STATE COUNCIL FOR TECHNICAL EDUCATION**

Under

**DIRECTORATE OF HIGHER & TECHNICAL EDUCATION,
GOVT. OF ARUNACHAL PRADESH ITANAGAR**

Index:

Sl. No.	Contents	Page No.
1	Important Dates	4
2	Introduction	5
3	Eligibility	5
4	Categories of Candidates and Generation of Merit List	6
5	Distribution of seats and Registration Fees	7
6	Online Registration For APJEE (Diploma)	7
7	Registration and allotment procedure	8
8	Open Counselling for allotment of Seats	8
9	Fresh Online Registration	9-18
11	Subsequent Login for registered users	19
12	Seat Allotment	19
13	Allotment Policy	20
14	Documents Required for Registration	20
15	Seat Matrix	21
16	Polytechnics within the State	24-31
17	Govt. of India Seats	32
18	Contact details of Polytechnics within the State	33

Important: Candidates are advised to provide their working mobile nos. and create and provide email-id wherever required as all information will be shared in these. They are also advised to preserve their password of e mail id for further use.

DIPLOMA

IMPORTANT DATES

APJEE 2025	
On-line provisional Registration for APJEE (Diploma)	01.04.2025
Counselling and uploading of documents and response to queries (if any) by students	to 19.05.2025
Online verification of documents	01.04.2025 to 19-05-2025
Downloading of Admit Card	23-05-2025 onwards
Conduct of APJEE	01-06-2025
Generation and Declaration of Result	01-06-2025
Conduct of Counselling	To be notified

IMPORTANT ADDRESS/NUMBERS

Website Address (For Online Form Submission)	<u>www.apdhate.nic.in</u>
Official Website (For general information)	<u>www.apdhate.nic.in</u>
Email	<u>apjeeengg@gmail.com</u>
Important contact details	Mr. Mithun Sarkar 09863387516 (Whatsapp only)

INTRODUCTION

The Arunachal Pradesh State Council for Technical Education (APSCTE), an autonomous body under the Directorate of Higher and Technical Education, Government of Arunachal Pradesh will conduct the APJEE 2025 and Online Counseling for nomination in the various Diploma courses in the Polytechnics against the seats made available to the State by the Govt. of India and also in the Polytechnics in the State. The Govt of Arunachal Pradesh has decided to conduct the Arunachal Pradesh Joint Entrance Examination- Diploma (APJEE-Diploma) at the designated examination centres at Itanagar (Primary), Pasighat (Optional), Namsai (Optional) depending on the total nos of application received. The selection of candidates shall be on the basis of Merit in the Qualifying Examination.

ELIGIBILITY:

1. The children of Arunachal Pradesh Scheduled Tribe (APST), children of Non-APST employees of the State Government, the Central Government & the Central Public Sector Undertaking serving in Arunachal Pradesh and all the others residing in Arunachal Pradesh for the last 3 years or more and who have appeared/passed the qualifying examination of Class X/XII from any of the schools within Arunachal Pradesh are eligible to apply for APJEE 2025 and ONLINE Counseling.
2. The minimum academic qualifications to be eligible for counselling and admission in the various courses will be as follows:
 - i) **FOR DIPLOMA COURSES:-** Passed Class X (Class XII (Science) for Diploma in Pharmacy) or equivalent from a Govt. recognized Board with minimum 35% in aggregate. Should have passed Science and Mathematics in Class X for Engineering courses

CATEGORIES OF CANDIDATES:

On fulfilling the eligibility as mentioned above, the candidates shall be placed in the following 2(Two) categories depending on the criteria as mentioned against each:

Categories	Criteria
a. CATEGORY-I	All the APST candidates which also includes children of All India Services/Central Govt./State Govt. employees belonging to APST
b. CATEGORY-II	<ul style="list-style-type: none"> i. Children of Non-APST State Government employees. ii. Children of employees of All India Services / Central Government organizations & Central Public Sector Undertakings serving within the territory of Arunachal Pradesh iii. All others, not included in any of the above categories with the condition that the candidate should have appeared/passed the qualifying examination of Class X/XII or equivalent from any of the schools within Arunachal Pradesh and his/her parent(s) should have been residing in Arunachal Pradesh for the last 3(three) years of more. Both the criteria should be fulfilled.

GENERATION OF MERIT LIST:

1. Merit List will be prepared separately for Cat-I and Cat-II candidates as per the result of APJEE 2025 (Diploma).
2. In case of a tie, the older candidate will be ranked higher than the younger candidate.

EXAMINATION CENTRES:

The Joint Entrance Examination is scheduled to be held at Examination Centres in the following places:

- 1. Itanagar**
- 2. Pasighat (Optional)**
- 3. Namsai (Optional)**

Accordingly, the candidates will have to provide their preference of places of Examination Centres at the time of filling up of ONLINE application forms. The exact details of the Centre will be mentioned in the Admit Card.

However, the Council reserves the right to allot a candidate, an Examination Centre in any of the three places depending on the number of applicants opting for a place and other logistics. Therefore one should be prepared for reaching the place of examination well in time.

DISTRIBUTION OF SEATS AND REGISTRATION FEES:

The distribution of seats will be as per the Reservation Policy of the State for admission to technical / professional institutions as may be notified and / or amended from time to time.

As per the reservation Policy of the State Govt. the distribution of the seats amongst the various categories will be as mentioned below:

Categories	%age of seats	Registration Fee payable
a) CATEGORY-I (APST)	80%	Rs. 500.00
b) CATEGORY-II (NON-APST)	20%	Rs. 700.00

From the above distribution, 4% seats in Diploma in Engineering Course shall be reserved for Handicapped candidate under Cat-I & II. However, the candidate should produce the requisite certificate from a competent Medical Board. Further, the candidate should be capable of undergoing the course with his/her physical condition.

ONLINE REGISTRATION FOR APJEE (DIPLOMA)

- ✓ All eligible candidates will register Online on www.apdhte.nic.in as per the schedule.
- ✓ During online registration, candidates are required to provide the required information viz. Gender, Category, PwD Status, Subject wise marks of class X / XII or equivalent marks online (if passed). They will also have to upload the documents to verify the details submitted.
- ✓ To complete the registration, the candidates will have to pay the Registration fees as has been fixed. Once paid, the Registration fees is non-refundable. Therefore, the candidates are advised to ensure their eligibility before confirming their registration.
- ✓ After verification, all eligible candidates will be able to download admit card as per the schedule.

REGISTRATION AND ALLOTMENT PROCEDURE

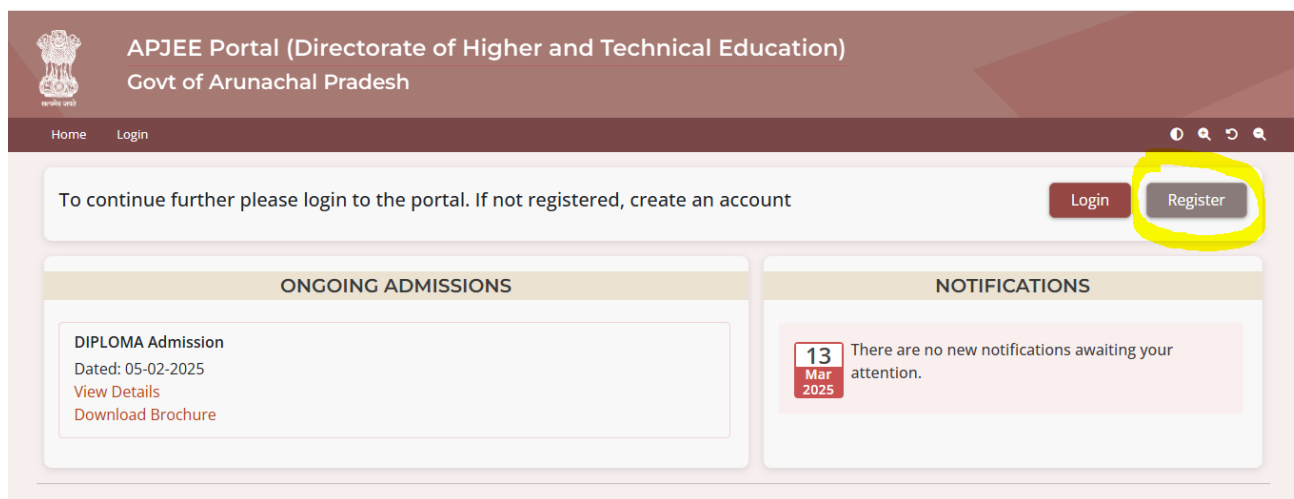
- The registration and allotment procedure for Diploma seats broadly involves following stages:
 - ✓ Online registration and payment of fees
 - ✓ Verification of category and other certificates by state centres, finalization of registration
 - ✓ Online choice filling, saving and locking
 - ✓ Seat Allotment
 - ✓ Online reporting to the allotted Institute / Directorate (in case of allotment in institutes of other States) within the stipulated dates.
 - ✓ Personal reporting to the allotted institutes for final admission.

OPEN COUNSELLING FOR ALLOTMENT OF SEATS

- ✓ To be notified after declaration of result in the official website of www.apdhte.nic.in

Fresh Online Registration

- For Online Registration visit website www.apdhte.nic.in OR www.apjee.co.in
- Candidates are required to click on **"Register"** option and carry out the steps for registration



APJEE Portal (Directorate of Higher and Technical Education)
Govt of Arunachal Pradesh

Home Login

To continue further please login to the portal. If not registered, create an account

Login Register

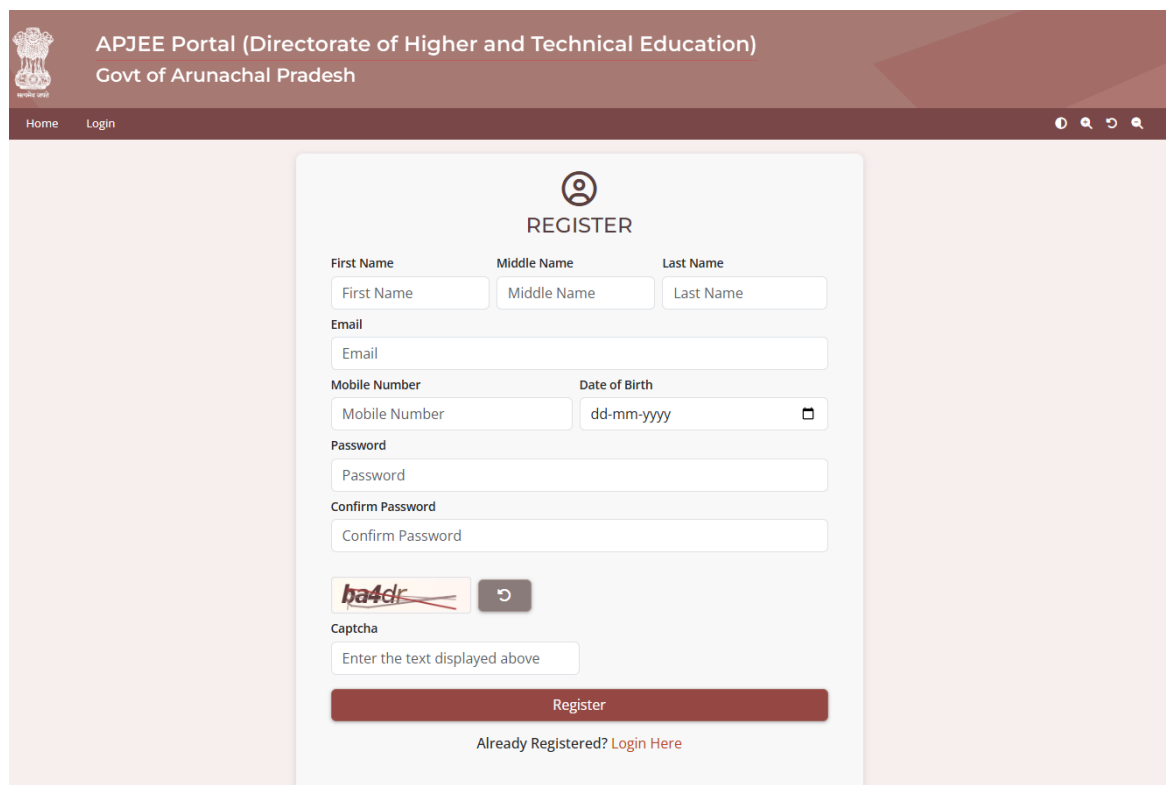
ONGOING ADMISSIONS

DIPLOMA Admission
Dated: 05-02-2025
[View Details](#)
[Download Brochure](#)

NOTIFICATIONS

13 Mar 2025
There are no new notifications awaiting your attention.

- Fill the data as required in the Form below with correct information and Click on **"Register"**



APJEE Portal (Directorate of Higher and Technical Education)
Govt of Arunachal Pradesh

Home Login

REGISTER

First Name Middle Name Last Name

First Name Middle Name Last Name

Email

Email

Mobile Number Date of Birth

Mobile Number dd-mm-yyyy

Password

Password

Confirm Password

Confirm Password

ba4dr

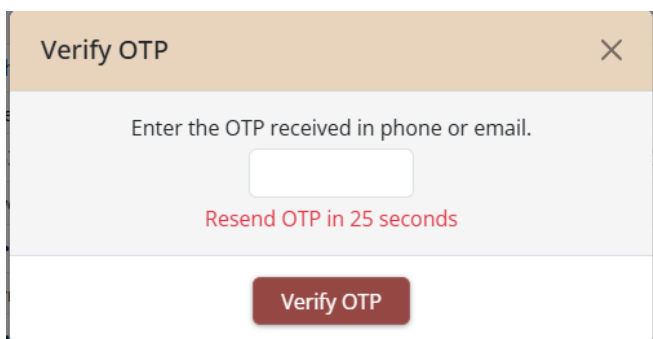
Captcha

Enter the text displayed above

Register

Already Registered? [Login Here](#)

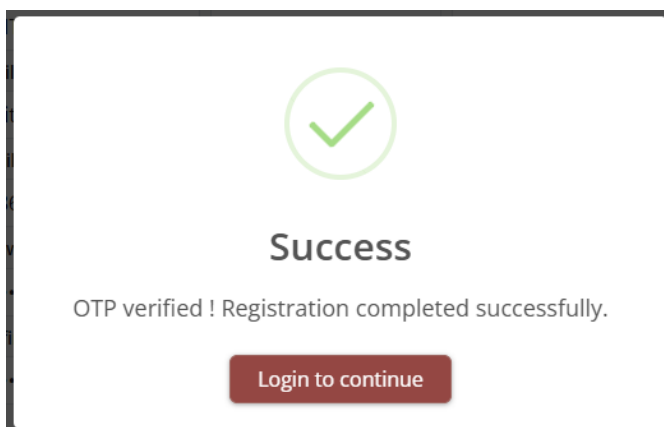
Verifying Mobile Number using OTP received either in Mobile or Email



A popup window titled "Verify OTP" with a close button (X) in the top right corner. The main text says "Enter the OTP received in phone or email." Below this is a text input field. Under the input field, it says "Resend OTP in 25 seconds" in red. At the bottom is a red button labeled "Verify OTP".

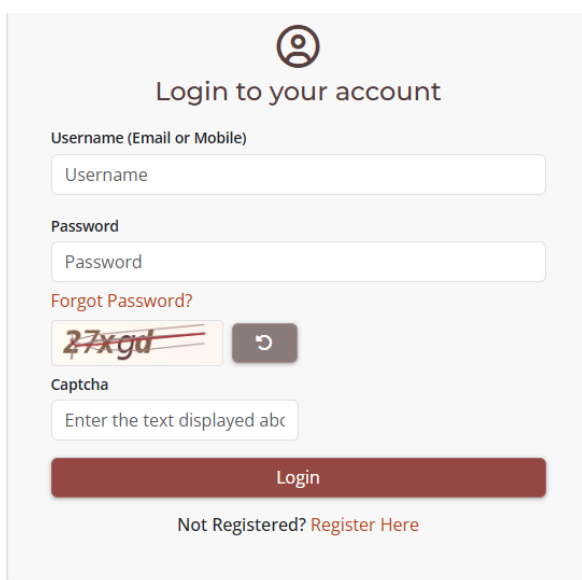
101010

- On successful verification the following popup will get displayed:



A success popup window. At the top is a green checkmark icon inside a circle. Below it, the word "Success" is displayed in a large font. Underneath, it says "OTP verified ! Registration completed successfully." At the bottom is a red button labeled "Login to continue".

- Click on the **Login to Continue** Button
- This will redirect to the Login Screen as below:



A login screen with a user icon at the top. The title is "Login to your account". Below the title are two input fields: "Username (Email or Mobile)" and "Password". Below the password field is a link "Forgot Password?". Below that is a captcha image showing the text "27xgd" with a refresh button. Below the captcha is a text input field labeled "Enter the text displayed abc". At the bottom is a large red button labeled "Login". Below the login button is a link "Not Registered? Register Here".

- Now login with the credential such as Mobile No. or email as User ID and Password as provided during registration and Click on **Login**

- This will prompt you for OTP
- Enter OTP received in Mobile OR Email to verify and login to Dashboard
- After successful Login, the following Dashboard will Open as below:

APJEE Portal (Directorate of Higher and Technical Education)
Govt of Arunachal Pradesh

Welcome! MITHUN SARKAR

Please go to [My Applications](#) section to download Admit Card.

ONGOING RECRUITMENTS

DIPLOMA: DIPLOMA Admission

Publish date : 05-02-2025 Form fill-up start date : 05-02-2025 | 05:18 AM Form fill-up end date : 28-05-2025 | 09:18 AM

Course(s)

DIPLOMA

Form fill-up status : NA Payment status : NA

[Apply Now](#)

INSTRUCTIONS

- Click on **Apply Now** button to get the Instruction Page as below:

Instructions

☐ I have carefully read and understood all the instructions and requirements related to this application. By checking this box, I confirm that I meet the eligibility criteria and agree to all terms and conditions.

[Close](#) [Proceed to Application](#)

- Select the Check Box and Click on Proceed to Application
- This Page will be displayed as the Profile has not been updated yet.
- Click on **Go to Profile**.

Attention Please !

Incomplete profile. Please complete your profile to proceed further. Check each of the tabs Personal Details, Address and Documents for incomplete information

[Go to Profile](#)

- The following Form will open. Fill the Form and Click on **Save** Button

PERSONAL DETAILS

Basic Details

<p>Name * : MITHUN SARKAR</p> <p>Date of birth * : 23-03-1981</p>	<p>Email * : mithun123sarkar@yahoo.com</p> <p>Phone * : 9863387516</p>
---	--

**Note: The details provided above have been auto-populated from your account profile. Kindly navigate to "Account > Settings > Account Details" to make any modifications to this information.

<p>Father's Name *</p> <input style="width: 90%;" type="text" value="Father's Name"/>	<p>Mother's Name *</p> <input style="width: 90%;" type="text" value="Mother's Name"/>
<p>Gender *</p> <div style="border: 1px solid #ccc; padding: 2px; display: flex; justify-content: space-between; align-items: center;"> Select Gender ▼ </div>	<p>Alternate Mobile Number</p> <input style="width: 90%;" type="text" value="Alternate Mobile Number"/>
<p>Nationality *</p> <div style="border: 1px solid #ccc; padding: 2px; display: flex; justify-content: space-between; align-items: center;"> Select Nationality ▼ </div>	<p>Religion *</p> <div style="border: 1px solid #ccc; padding: 2px; display: flex; justify-content: space-between; align-items: center;"> Select Religion ▼ </div>
<p>Place of Birth *</p> <input style="width: 90%;" type="text" value="Place of Birth"/>	<p>Marital Status *</p> <div style="border: 1px solid #ccc; padding: 2px; display: flex; justify-content: space-between; align-items: center;"> Select Marital Status ▼ </div>
<p>State of Domicile *</p> <div style="border: 1px solid #ccc; padding: 2px; display: flex; justify-content: space-between; align-items: center;"> Select State of Domicile ▼ </div>	

Category

Category *

Select Your Category
▼

Please select the appropriate other category if applicable from the below list

Language

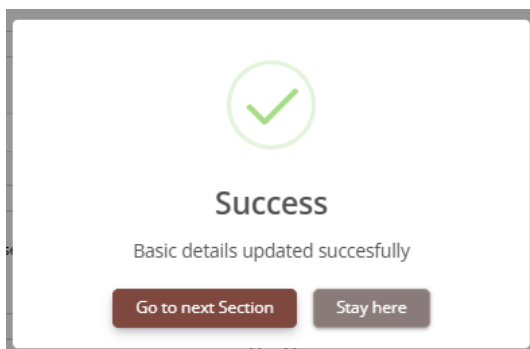
Select languages that you know

▼ Select language

Save

Note: The fields marked with astericks(*) are mandatory.

- Once information Saved, the following confirmation Page will be displayed
- Now, Click on **"Go to Next Session"**



- The Next session will appear as below:

- Click on **Add Address**, it will display the following Page

- Fill the Address Form (Fill both the Present and Permanent Address) and Click on Save Button
- The following page will be displayed on completion

Home / Account - Profile (Address) Profile completion: 70%

Personal Details Address Documents

ADDRESS

[Add Address +](#)

SI No	Address Type	Address	Location	Postal Details	Action
1	PERMANENT ADDRESS	Address Line 1: [REDACTED] Address Line 2: [REDACTED]	Country: INDIA State : ARUNACHAL PRADESH District : DISTRICT 1	PO : Itanagar PS : Itanagar Pincode: 791111	
2	PRESENT ADDRESS	Address Line 1: [REDACTED] Address Line 2: [REDACTED]	Country: INDIA State : ARUNACHAL PRADESH District : DISTRICT 1	PO : Itanagar PS : Itanagar Pincode: 791111	

**** To be eligible for job applications, make sure to add all the addresses on the following list:**

- PERMANENT ADDRESS (Added ✓)
- PRESENT ADDRESS (Added ✓)

➤ Click on Next session OR Document section, the following Page will be displayed

Home / Account - Profile (Documents) Profile completion: 70%

Personal Details Address Documents

DOCUMENTS

Photo Upload Rules:

- Recent photo (within last 6 months)
- Clear, well-lit image
- Neutral expression, no sunglasses
- Plain light background
- Size: 2x2 inches (20KB-50KB)
- Ensure your photo is clearly visible in the preview section.

Signature Upload Rules:

- Clear and legible
- Plain white or light background
- Size: 2x2 inches (10KB-30KB)
- Original signature preferred, not typed
- Ensure your signature is clearly visible in the preview section.

SI No	Name	Type	Size	Status	Action
1	Passport Size Photo - MANDATORY	IMAGE	Min Size : 10 KB Max Size: 200 KB	PENDING	Choose file No file chosen
2	Non APST Document Category - NON-APST MANDATORY	PDF	Min Size : 10 KB Max Size: 200 KB	PENDING	Choose file No file chosen
3	Signature - MANDATORY	IMAGE	Min Size : 10 KB Max Size: 200 KB	PENDING	Choose file No file chosen

- Once, all document are uploaded successfully, the following Page will be displayed. Now click on Apply Now button to proceed further
- *Note: For Photo and Signature Upload .jpg file and for document use .pdf file as mentioned in the form*

Home / Account - Profile (Documents) Profile completion: 100%

Personal Details Address Documents

DOCUMENTS

Photo Upload Rules:

- Recent photo (within last 6 months)
- Clear, well-lit image
- Neutral expression
- Plain light background
- Size: 2x2 inches (20x20 mm)
- Ensure your photo is clearly visible in the preview section.

Signature Upload Rules:

- Clear and legible
- Plain white or light background
- Size: 2x2 inches (10KB-30KB)
- Original signature preferred, not typed
- Ensure your signature is clearly visible in the preview section.

Sl No	Name	Type	Min Size	Max Size	UPLOADED	Choose file	No file chosen
1	Passport Size Photo - MANDATORY	IMAGE					
2	Non APST Document Category - NON-APST MANDATORY	PDF					
3	Signature - MANDATORY	IMAGE	Min Size : 10 KB Max Size : 200 KB		View Remove	Choose file	No file chosen

- This will prompt you to the following screen
- Click on **Apply Now** Button again

Welcome! MITHUN SARKAR [Profile](#) [My Applications](#)

Please go to [My Applications](#) section to download Admit Card.

ONGOING RECRUITMENTS

☒ **DIPLOMA: DIPLOMA Admission**

Publish date : 05-02-2025 Form fill-up start date : 05-02-2025 | 05:18 AM Form fill-up end date : 28-05-2025 | 09:18 AM

Course(s)

DIPLOMA

Form fill-up status : NA Payment status : NA

Apply Now

INSTRUCTIONS

- Click on the Check Box and Proceed to Application

Instructions

☐ I have carefully read and understood all the instructions and requirements related to this application. By checking this box, I confirm that I meet the eligibility criteria and agree to all terms and conditions.

Close **Proceed to Application**

- In the following Screen Click on the "Confirm Category"

- The following screen will display, Click on "Continue Form Fill up"

- Click on Continue Form Fill up Process
- In the Form view check the information filled and Add the Qualification details as below and Upload the qualification documents and go to bottom of the and check the marked options below and click on the appropriate option and Preview the Application

Qualification Details ✕

CLASS X

Exam Roll No * Board/University *

Institute * Course Mode * Course Status *

Year of Passing/Appearing * Marking System * PERCENTAGE (Enter 0 if appearing) *

Mandatory Subject Percentage (Auto calculated)

Subject Mark * (Enter mark of at least 5 subjects.)

* Subject Name	Total Mark	Mark Obtained	Action
* ENGLISH	<input type="text" value="100"/>	<input type="text" value="50"/>	
* SCIENCE	<input type="text" value="100"/>	<input type="text" value="55"/>	
* MATHEMATICS	<input type="text" value="100"/>	<input type="text" value="66"/>	
# Social Science	<input type="text" value="100"/>	<input type="text" value="55"/>	
# Information Tec	<input type="text" value="100"/>	<input type="text" value="66"/>	

Any of the following subject combinations are mandatory to enter:
 • ENGLISH, SCIENCE and MATHEMATICS

Note:
 • The fields marked with asterisks(*) are mandatory.

Save

Exam location preference

Select Your Preferred Exam Location

☐ ITANAGAR

Update Location Preference

☐ Sample Form Declaration text

Preview

- Check the Application Form data as filled. If there is correction to be made click to “Go Back to Edit Application”
- If the form data are correct, click on Submit Application as showing below:

Exam Location Preferences

1. ITANAGAR

Submit Application ✓ **Go Back to Edit Application**

- Click on Confirm and Final Submit as below and Go to Application Section



Are you sure you want to submit the application finally?

Please review the provided information carefully. Once confirmed, you will not be able to make any changes to the application form.

Confirm Final Submit

Cancel

- The following Page will be displayed .
- Complete the Payment process by clicking on the Payment Link.

*Students are advised to Login frequently to check the status of Application and further instructions.

Subsequent login for registered Users:

- Candidates shall be able to login directly with their Application No. and chosen Password.

Note: Candidates are advised to record/remember their password for all future logins and not to disclose or share their password with anybody. Candidates can change their password after login, if desired at any point of time.

On Sign in this will redirect to Student Dashboard

Note :

- ✓ Candidates may take a printout (hard copy) of the registration form containing the above personal data. It is solely the responsibility of the candidates to verify that their personal data, including category, subcategory, state of eligibility, gender etc. are consistent with documentary evidence.
- ✓ If the personal data submitted / entered by a candidate is found to be incorrect at the time of verification of certificates either during reporting or at any later stage, the allotment of seat/provisional admission is liable to be cancelled. Once these personal data are verified and submitted, candidates will not be allowed to change the personal data under any circumstances.

SEAT ALLOTMENT

During this step, the choices submitted by the candidates will be processed centrally and seats will be allotted in the order of merit, availability of seats as per the Reservation Policy of the State for a particular category and on the basis of the locked choices. The allotment result will be available on the website: www.apdhte.nic.in. Candidates should take a printout of the allotment details from website.

ALLOTMENT POLICY

As per the allotment policy seat allotment will be done in two rounds. In the first round, the seats will be allotted to the candidates and the result containing the institute and the branch allotted will be available on the website. In the second round, seats will be allotted against the available vacancies at the end of first round and the results will be available on the web site. In the second round, no fresh registrations or choice filling will be permitted; registered candidates will not be allowed to alter or resubmit their choice. Therefore, all candidates are advised to carefully fill in their choices in the first round itself. Allotment of seat will be based on a candidate's merit and his/her choices of branch/institute as per rule.

DOCUMENTS REQUIRED FOR REGISTRATION:

At the time of Online registration for APJEE 2024, the candidates will have to upload the scanned copy of the following documents to be eligible for appearing in the examination:

1. Photograph (size -10 to 100KB) in JPG format
2. Signature (size -10 to 100KB) in JPG format
3. Marks Card of the qualifying examination (Class X/XII), if passed (size 100KB)
4. Certificate to ascertain the category of the candidate i.e.
 - i. APST Certificate for Cat-I
 - ii. Government Employment Certificate or Temporary Residential Certificate (TRC) issued by First Class Magistrate during 2024 for Cat.-II.
5. PwD certificate, if applicable.

Candidates are also advised to keep the following documents, (in original along with 03 (Three) sets of photocopies of these documents self attested by a Gazetted Officer ready for submission whenever asked for:

1. Pass Certificate of the Qualifying Examination
2. Mark-sheet of the Qualifying Examination
3. School Leaving/ Transfer Certificate
4. Class X Pass Certificate for verification of age
5. Character/ Conduct Certificate from the institution last attended
6. Migration Certificate
7. SC/ST Certificate
8. Parents' Employment Certificate from the appointing authority or Temporary Residential Certificate issued by First Class Magistrate during 2024-25 for Category-II.
9. Permanent Residential Certificate
10. Medical Fitness Certificate

Diploma Engineering(Seats may vary depending upon allotment by GoI and approval by AICTE)

State of Domicile: - Arunachal Pradesh

Seat matrix

Sl. No.	Name of Course	State	Name of College	Cat - I APST (80%)		Cat – II Non-APST(20%)		Total
				General	PWD	General	PWD	
1	Architecture Engg	Tamil Nadu	-	7		2		9
2	Architecture Engg	Delhi	-	1		0		1
3	Chemical E/T	Tamil Nadu	-	2		1		3
4	Chemical E/T	Maharastra	-	1		1		2
5	Civil Engg.	Tamil Nadu	-	22		3		25
6	Civil Engg.	Maharastra	-	8		2		10
7	Civil Engg.	Assam	-	14	2	2		18
8	Civil Engg.	Tripura	-	1		1		2
9	Computer Sc. & Engg	Tamil Nadu	-	4		1		5
10	Computer Sc. & Engg	Delhi	-	1		0		1
11	Computer Technology	Maharastra	-	3	1	1		5
12	Information Technology	Delhi	-	1		0		1
13	Electrical Engineering	Maharastra	-	3		1		4
14	Electrical Engineering	Assam	-	4		1		5
15	Electrical Engineering	Tripura	-	1		1		2
16	Electrical & Electronics Engg	Tamil Nadu	-	17		4		21
17	Printing Technology	Tamil Nadu	-	1		0		1
18	Mechanical Engineering	Tamil Nadu	-	20		6		26
19	Mechanical Engineering	Maharastra	-	3		1		4
20	Textile Process	Tamil Nadu	-	3		1		4
21	Automobile Engineering	Maharastra	-	4		1		5
22	Pharmacy	Chandigarh	-	1	1	0		2
23	Pharmacy	Goa	-	0		1		1
24	Pharmacy	Karnataka	-	2		0		2
25	Pharmacy	Himachal Pradesh	-	1		1		2
26	Electronics & Comm. Engineering	Delhi	-	0	1	0		1
27	Computer Science & Engineering	Arunachal Pradesh	Rajiv Gandhi Govt. Polytechnic, Itanagar	24	4	4	1	33
28	Computer Science Engineering	Arunachal Pradesh	Govt. Polytechnic, Pasighat	21	3	5	1	30
29	Computer Science Engineering	Arunachal Pradesh	Govt. Polytechnic, Roing	11	1	3		15
30	Electrical & Electronics Engg	Arunachal Pradesh	Rajiv Gandhi Govt. Polytechnic, Itanagar	19		4		23
31	Electrical Engineering	Arunachal Pradesh	C.P. Namchoom Govt. Polytechnic, Namsai	19		4		23
32	Electrical Engineering	Arunachal Pradesh	Govt. Polytechnic, Dirang	24		6		30
33	Electrical Engineering	Arunachal Pradesh	Govt. Polytechnic, Roing	12		3		15
34	Electrical Engineering	Arunachal Pradesh	Govt. Polytechnic, Pasighat	18		5		23
35	Civil Engineering	Arunachal Pradesh	Rajiv Gandhi Govt. Polytechnic,	23	1	5	1	30

36	Civil Engineering	Arunachal Pradesh	C.P. Namchoom Govt. Polytechnic, Namsai	22	2	6		30
37	Civil Engineering	Arunachal Pradesh	Govt. Polytechnic, Dirang	24		6		30
38	Civil Engineering	Arunachal Pradesh	Govt. Polytech	23	1	6		30
39	Civil Engineering	Arunachal Pradesh	Govt. Polytechnic, Pasighat	23	1	6		30
40	Travel & Tourism	Arunachal Pradesh	Rajiv Gandhi Govt. Polytechnic,	10	1	1	1	13
41	Mechanical Engineering	Arunachal Pradesh	C.P. Namchoom Govt. Polytechnic,	18		5		23
42	Mechanical Engineering	Arunachal Pradesh	Govt. Polytechnic, Dirang	24		6		30

CANDIDATE'S CATEGORY

Category I (APST)

Category II (Non APST) OPEN

(Only one option to be provided)

*The status of SC/ST for Category II candidates shall be only for relaxation of educational qualification as notified by the Institution/Regulatory body. Allotment of seat will be on the basis of Final merit only.

Horizontal reservation which is to be taken from the vertical reservation above if any candidate is available in the respective category) is as given below:

Differently abled (PWD)	Category I	=	4% seats of total available
	Category II	=	4% seats of total available

ELIGIBILITY QUALIFICATION

S.N. Candidate's Category X / XII Marks Percentage Remarks

1 Category I 35%

2 Category II 35%

CONVERSION RULES AS PER RULES OF THE STATE/UT

Before allotment of seats in the first round, if the number of registered PWD candidates is less than the seat available, conversion of PWD seats to non PWD is possible within the categories i.e. Cat - I PWD to Cat - I and Cat - II PWD to Cat - II separately to the extent of availability of PWD candidates.

If there is any resultant vacancy in the seats reserved for the PWD candidates after the first round of counseling, such seats will be converted to non-PWD seats within the separate Categories for the second and subsequent round(s).

OTHER INSTRUCTIONS

- Category to be verified by the State Govt. before allotment of seats to avoid blocking of seats by candidates of other categories and states.
- Status of PWD candidate is to be captured at the time of registration
- Verification of status of PWD to be done before allotment of seats

INSTITUTIONS IN THE STATE WHERE CANDIDATES ARE NOMINATED THROUGH APJEE:**RAJIV GANDHI GOVT. POLYTECHNIC COLLEGE, ITANAGAR:**

Rajiv Gandhi Government Polytechnic (Formerly Arunachal Pradesh Polytechnic) has been set up under the Technician Education Project-III of Ministry of Human Resource Development, Government of India with the financial assistance from World Bank. It is located near Dera Natung Government College in Itanagar.

The institution started functioning from the academic year 2002-03 to generate skilled technicians suitable to the State's Human Resource requirement by offering three year Diploma programmes. The detail of the various three year Diploma programmes offered in the institution is as follows:

Sl. No.	Name of the Diploma Programmes	Entry Qualification
1	Civil Engineering	10+
2	Computer Science and Engineering	10+
3	Electrical & Electronics Engineering	10+
4	Travel and Tourism Management	10+

- ✓ In case, it is upgraded to Degree level College, there shall be no admission in Diploma Programme.
- ✓ Accredited by National Board of Accreditation (NBA)



Features and Facilities available in the institution:

- ✓ External Networking with various Institute/Industries/ Organizations.
- ✓ Customized Short Term Training programs.
- ✓ ISTE Student's Chapter.
- ✓ Entrepreneurship Development Cell.
- ✓ Spacious campus.
- ✓ Separate Hostels for boys and girls.
- ✓ Well Equipped Laboratories and Workshops with Modern equipment and instruments.
- ✓ Central Computing Centre with Networking and Internet facilities.
- ✓ Training & Placement Assistance Cell.
- ✓ Industry Institute Interaction

GOVT. POLYTECHNIC COLLEGE, DIRANG:-

The Polytechnic is located at Namthung village, about 6 kms from Dirang town on way to Sangti village in West Kameng District.

The Polytechnic started functioning from the academic session 2014-15 with the following programmes:

Sl. No.	Name of the Diploma Programmes	Entry qualification
1.	Civil Engineering	10+
2.	Electrical Engineering	10+
3.	Mechanical Engineering	10+



GOVT. POLYTECHNIC COLLEGE, PASIGHAT:-

The Polytechnic is located near the JN College, Pasighat, the district headquarters of East Siang District.

The academics in the Polytechnic started from the academic session 2014-15 with the following programmes:

Sl. No.	Name of the Diploma	Entry qualification
1.	Civil Engineering	10+
2.	Electrical Engineering	10+
3.	Computer Science and Engineering	10+



GOVT. POLYTECHNIC COLLEGE, ROING:-

The Polytechnic is located at Simari village which is about 11 kms from Roing the district headquarters of Lower Dibang Valley District.

The academics of the Polytechnic started from the academic session 2014-15 with the following programmes:

Sl. No.	Name of the Diploma Programmes	Entry qualification
1.	Civil Engineering	10+
2.	Electrical Engineering	10+
3.	Computer Science and Engineering	10+




C.P. NAMCHOOM GOVT. POLYTECHNIC COLLEGE, NAMSAI:-

The Polytechnic is located at Jaipur village, about 6 kms from Namsai, the district headquarters of Namsai District.

The Polytechnic started functioning from the academic session 2014-15 with the following programmes:

Sl. No.	Name of the Diploma Programmes	Entry qualification
1.	Civil Engineering	10+
2.	Electrical Engineering	10+
3.	Mechanical Engineering	10+



GOVT. POLYTECHNIC COLLEGE, ZIRO:-

Sl. No.	Name of the Diploma Programmes	Entry qualification
1.	Civil Engineering	10+
2.	Electrical Engineering	10+
3.	Computer Science & Engineering	10+

Govt. Polytechnic College, Ziro
Village – Jugo Tajang

DIPLOMA SEATS TO BE ALLOTTED BY GOVT. OF INDIA:

In addition to the seats available in the State, the Govt. of India allocates seats for pursuing Diploma programmes in the following disciplines in the States mentioned therein. The tentative seat allotment for 2025-26 is as follows and will depend on the final allotment by the Govt of India:-

Sl.No.	Name of Course	State	Total (Tentative)
1	Architecture Engg	Tamil Nadu	9
2	Architecture Engg	Delhi	1
3	Chemical E/T	Tamil Nadu	3
4	Chemical E/T	Maharashtra	2
5	Civil Engg.	Tamil Nadu	25
6	Civil Engg.	Maharashtra	10
7	Civil Engg.	Assam	18
8	Civil Engg.	Tripura	2
9	Computer Sc. & Engg	Tamil Nadu	5
10	Computer Sc. & Engg	Delhi	1
11	Computer Technology	Maharashtra	5
12	Information Technology	Delhi	1
13	Electrical Engineering	Maharashtra	4
14	Electrical Engineering	Assam	5
15	Electrical Engineering	Tripura	2
16	Electrical & Electronics Engg	Tamil Nadu	21
17	Printing Technology	Tamil Nadu	1
18	Mechanical Engineering	Tamil Nadu	26
19	Mechanical Engineering	Maharashtra	4
20	Textile Process	Tamil Nadu	4
21	Automobile Engineering	Maharashtra	5
22	Pharmacy	Chandigarh	2
23	Pharmacy	Goa	1
24	Pharmacy	Karnataka	2
25	Pharmacy	Himachal Pradesh	2
26	Electronics & Comm. Engineering	Delhi	1

NB: For admission in the Polytechnics in these States, the candidate has to report to the Directorate of Technical Education of the respective State for further allocation of the Institution

CONTACT DETAILS OF THE VARIOUS POLYTECHNICS IN THE STATE OF ARUNACHAL PRADESH

Sl. No.	Name of the	Name & Designation	Contact details
1	Rajiv Gandhi Govt. Polytechnic College, Itanagar	Shri Taba Tath Principal	Mob: 8132884780 Email: principalrggp@gmail.com Email: principal_rggp@yahoo.in Website: www.rggp.ac.in
		Shri Palvinder Singh (Admission I/c)	Mob: 9862803070 Email: panvindatoz@gmail.com
		Dr. Jitu Saikia (Academic Coordinator)	Mob: 9678918468/9436227354
2	Govt. Polytechnic College, Pasighat	Shri C. Gogoi, Principal	Mob: 9774047926 Email: gppasighat2014@gmail.com
		Ms. Lijum Sora (Academic Coordinator)	Mob: 9790730166
		Shri. Karni Apang	Mob: 9402471592 / 8787607179
3	C.P. Namchoom Govt. Polytechnic College, Namsai	Shri S. Suresh Kumar Principal	Mob: 9101921644 Email: gpnamsai@gmail.com Website: www.gpnamsai.co.in
		Ms. Yanga Laigi (Academic Coordinator)	Mob: 9362866407
		Mrs. J. chowlik (Asstt Admission I/c)	Mob: 8132897144
4	Govt. Polytechnic College, Roing	Dr. Abhijit Talukdar Principal	Mob: 9365005949 Email: abhijittalukdar@yahoo.co.uk www.govtpolytechroing.in
		Mr. Mitom Modi (Academic Coordinator)	Mob: 8119025644/9366445032
5	Govt. Polytechnic College, Dirang	Dr. Anil Choudhary Principal	Mob: 9774321244 Email: anilsa2009@yahoo.in Website: www.gpdirang.in
		Ms. Osu Borang (Academic Coordinator)	Mob: 9612852820/8257073723