

Application procedure MANUAL

Step-1: Click on Main page and select an application form of your choice.



PATNA UNIVERSITY
पटना विश्वविद्यालय

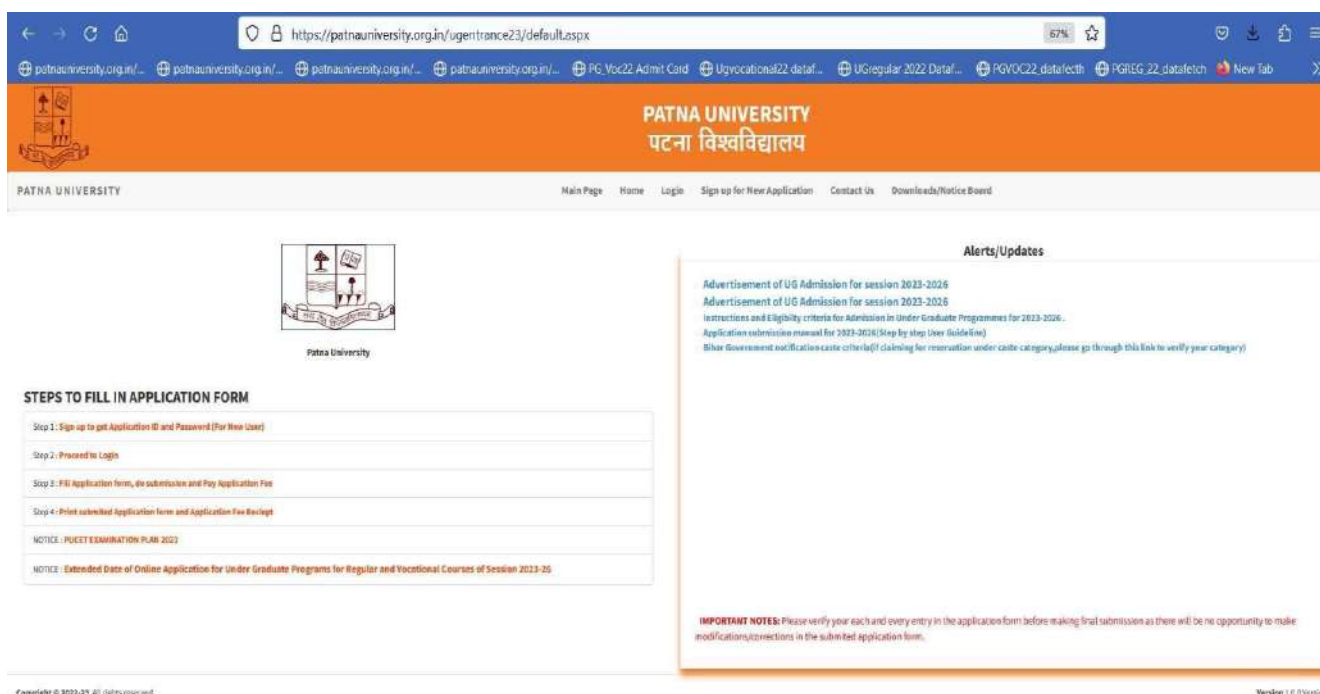
Undergraduate Admission Portal 2023

REGULAR

VOCATIONAL

Copyright © 2022-23 All rights reserved. Version 1.0.0 Version

Step-2: Click on the Sign up For New Application Link



https://patnauniversity.org.in/ugentrance23/default.aspx

PATNA UNIVERSITY
पटना विश्वविद्यालय

PATNA UNIVERSITY Main Page Home Login Sign up for New Application Contact Us Downloads/Notice Board

Patna University

STEPS TO FILL IN APPLICATION FORM

- Step 1: Sign up to get Application ID and Password (For New User)
- Step 2: Proceed to Login
- Step 3: Fill Application form, do submission and Pay Application Fee
- Step 4: Print submitted Application form and Application Fee Receipt

NOTICE : PUCET EXAMINATION PLAN 2023

NOTICE : Extended Date of Online Application for Under Graduate Programs for Regular and Vocational Courses of Session 2023-25

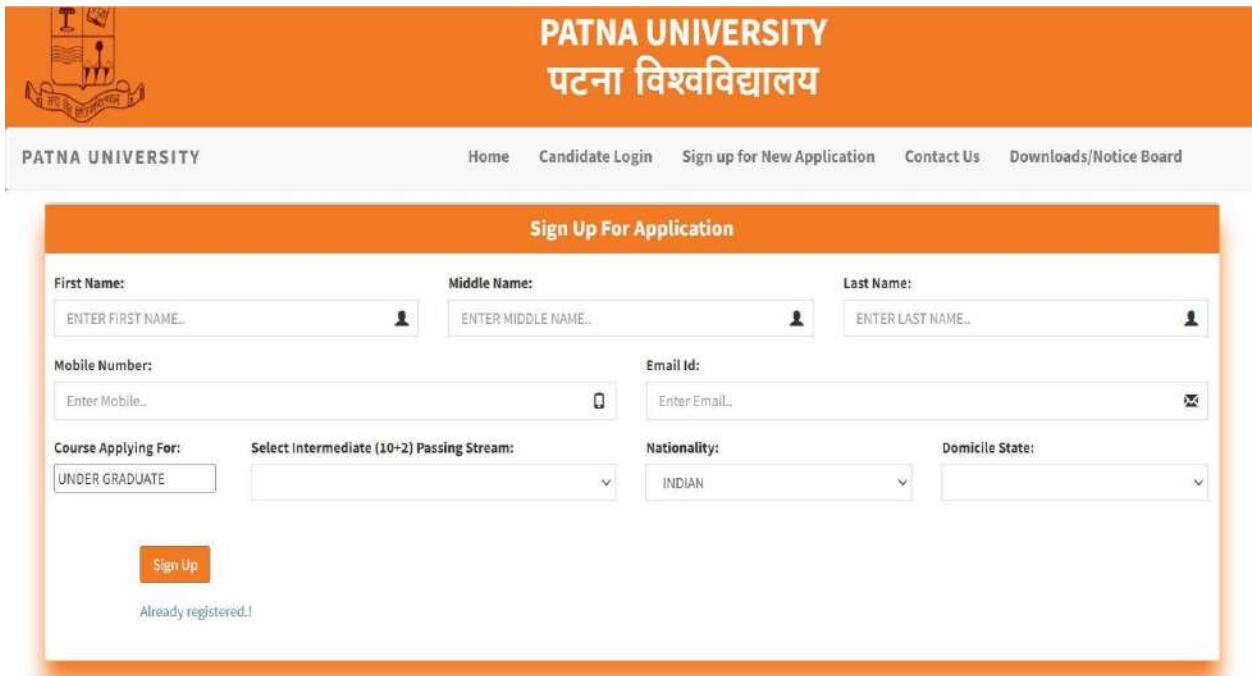
Alerts/Updates

Advertisement of UG Admission for session 2023-2026
 Advertisement of UG Admission for session 2023-2026
 Instructions and Eligibility criteria for Admission in Under Graduate Programmes for 2023-2026
 Application submission manual for 2023-2024 (Step by step User Guide/line)
 Bihar Government notification case criteria (if claiming for reservation under caste category, please go through this link to verify your category)

IMPORTANT NOTES: Please verify your each and every entry in the application form before making final submission as there will be no opportunity to make modifications/corrections in the submitted application form.

Copyright © 2022-23 All rights reserved. Version 1.0.0 Version

After selection on the above link you will be redirected to the following page for regular course:

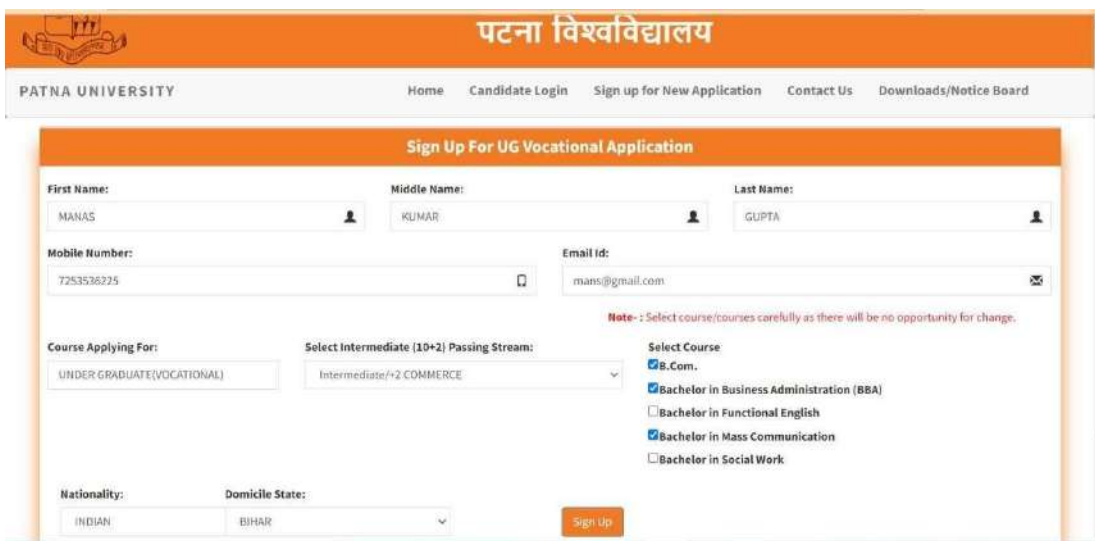


The screenshot shows the Patna University website header with the university logo and name in English and Hindi. The navigation menu includes Home, Candidate Login, Sign up for New Application, Contact Us, and Downloads/Notice Board. The main content area is titled 'Sign Up For Application' and contains a form with the following fields:

- First Name:** ENTER FIRST NAME..
- Middle Name:** ENTER MIDDLE NAME..
- Last Name:** ENTER LAST NAME..
- Mobile Number:** Enter Mobile..
- Email Id:** Enter Email..
- Course Applying For:** UNDER GRADUATE
- Select intermediate (10+2) Passing Stream:** (Dropdown menu)
- Nationality:** INDIAN
- Domicile State:** (Dropdown menu)

There is a 'Sign Up' button and a message 'Already registered!' below the form.

After selection on the above link you will be redirected to the following page for vocational courses:



The screenshot shows the Patna University website header with the university logo and name in Hindi. The navigation menu includes Home, Candidate Login, Sign up for New Application, Contact Us, and Downloads/Notice Board. The main content area is titled 'Sign Up For UG Vocational Application' and contains a form with the following fields:

- First Name:** MANAS
- Middle Name:** KUMAR
- Last Name:** GUPTA
- Mobile Number:** 7253536225
- Email id:** mans@gmail.com
- Note:** Select course/courses carefully as there will be no opportunity for change.
- Course Applying For:** UNDER GRADUATE(VOCATIONAL)
- Select intermediate (10+2) Passing Stream:** Intermediate+2 COMMERCE
- Select Course:**
 - B.Com.
 - Bachelor in Business Administration (BBA)
 - Bachelor in Functional English
 - Bachelor in Mass Communication
 - Bachelor in Social Work
- Nationality:** INDIAN
- Domicile State:** BIHAR

There is a 'Sign Up' button at the bottom right of the form.

On the Sign Up Page You Need to Fill Following Details:

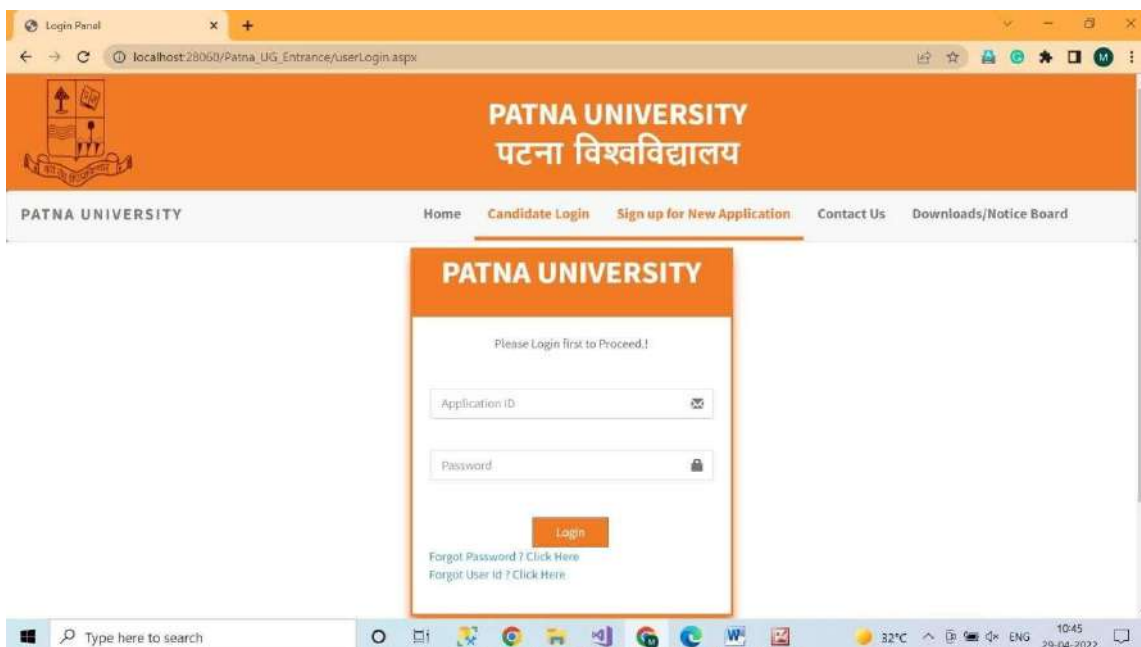
1. Your First name, Middle Name (if any) and Last name (if any). Please do not use any suffix like Mrs., Miss etc.
2. Your Mobile number for future communication. Please use your personal mobile number not any other's mobile number.
3. Your email valid id.
4. Select Course You want to apply for.
5. Select Intermediate (+2) passing stream. After selecting it you can check your eligibility in various courses / programs.
6. Select domicile state to get benefit of reservation (only for Bihar state domicile holders)

After filling all above details click on 'Sign Up' button. You will see following message. You will receive an Application ID and password on your mobile number and email. Please note it for future reference.



Step-2: After Clicking on 'OK' Button You will be redirected to Login Page

Enter your Application Id and password, and Click on Login button.



If you forgot your password then click on forgot password:

Login Panel

localhost:28050/Patina_UG_Entrance/userLogin.aspx

PATNA UNIVERSITY
पटना विश्वविद्यालय

PATNA UNIVERSITY

Home Candidate Login Sign up for New Application Contact Us Downloads/Notice Board

PATNA UNIVERSITY

Please Login first to Proceed.1

Application ID

Password

Login

[Forgot Password? Click Here](#)

[Forgot User Id / Click Here](#)

Type here to search

32°C

ENG

10:49

29-04-2022

Then you will be redirect to forgot password page

localhost:28050/Patina_UG_Entrance

localhost:28050/Patina_UG_Entrance/ForgotPassword.aspx

PATNA UNIVERSITY
पटना विश्वविद्यालय

PATNA UNIVERSITY

Home Candidate Login Sign up for New Application Contact Us Downloads/Notice Board

Forgot Password

please enter your registered mobile number to get your OTP for change your password

Mobile No:

Enter Your Register Mobile no

Send OTP

If you did not get otp and click on resend button Resend OTP

Copyright © 2021-2022 All rights reserved.

Version 1.0.0 Version

Type here to search

32°C

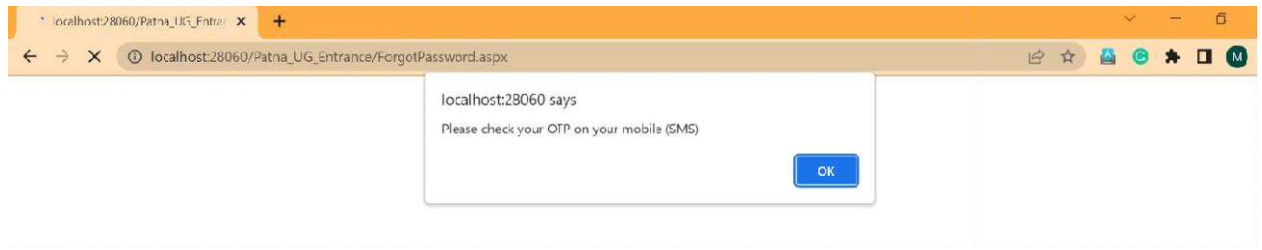
ENG

10:50

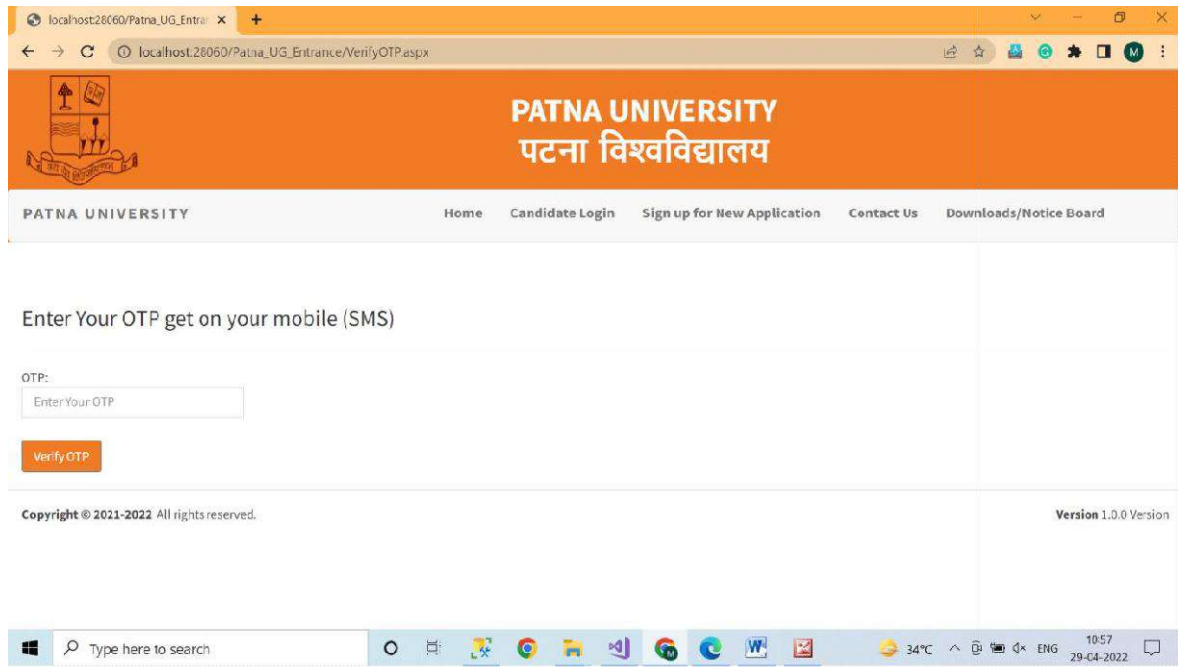
29-04-2022

Step to get your password

- 1. Enter your mobile number to get your OTP If you did not get otp then click on resend button [Resend OTP](#)._**
- 2. After providing mobile no. click on the send OTP button**
- 3. You will receive OTP message on your mobile no.**



After receiveing the OTP You will be redirected to the following page:



Step for OTP Verification

- 1. Enter the received OTP on your mobile number via SMS and click on the verify OTP**

After Verifying OTP successfully You will be redirected to the following page:

Verify OTP

Change Password

Enter Your Registration No.

Enter Your Mobile No.

Enter Your DOB

Enter Your New Password

Confirm Your New Password

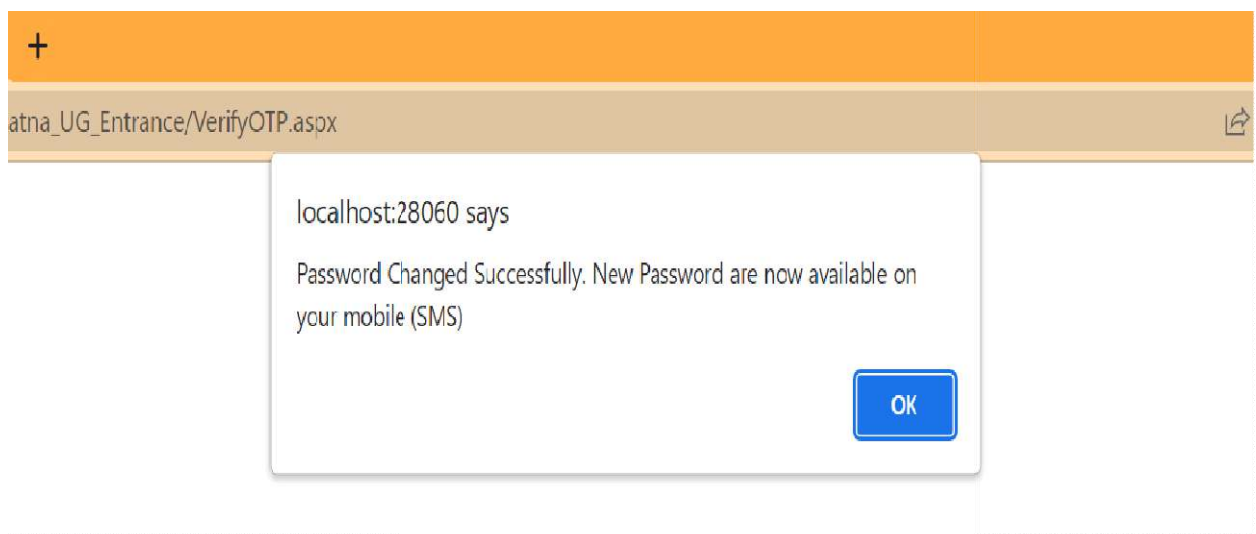
Update

Copyright © 2021-2022 All rights reserved. Version 1.0.0 Version

Step to Change Password

1. Enter your registration no.
2. Enter your registered mobile no.
3. Enter your date of birth (DOB)
4. Enter your new password
5. Confirm your Password (Re type your new password)
6. Click on Update Button

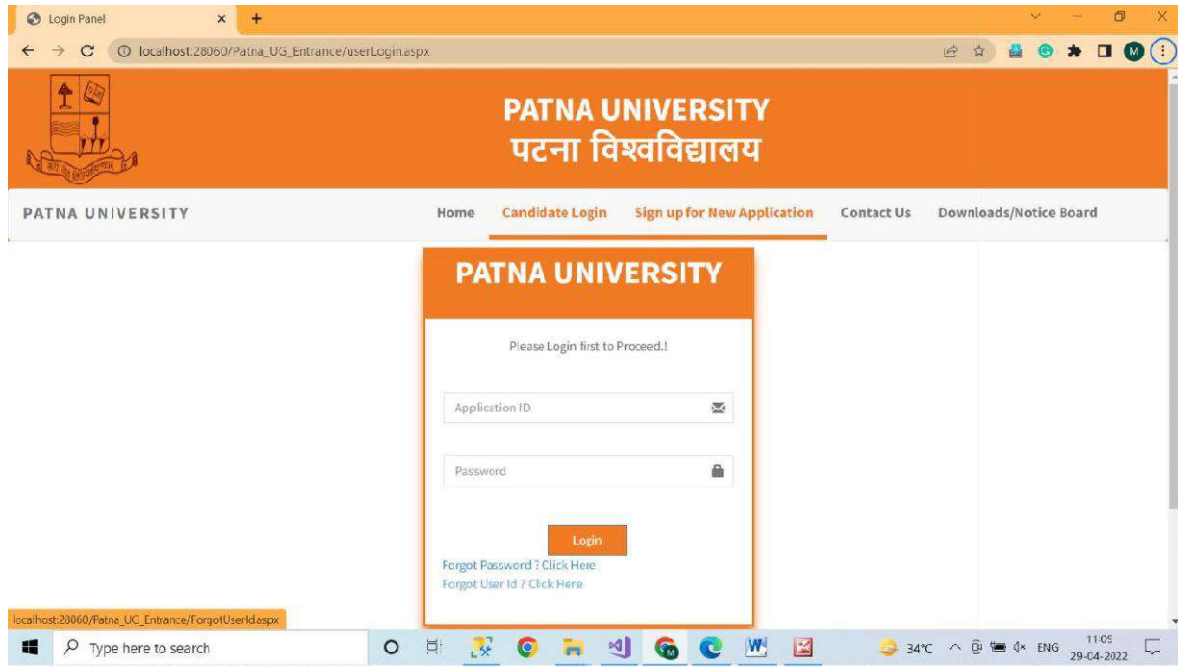
After successful completion, You will be redirected to following Page:



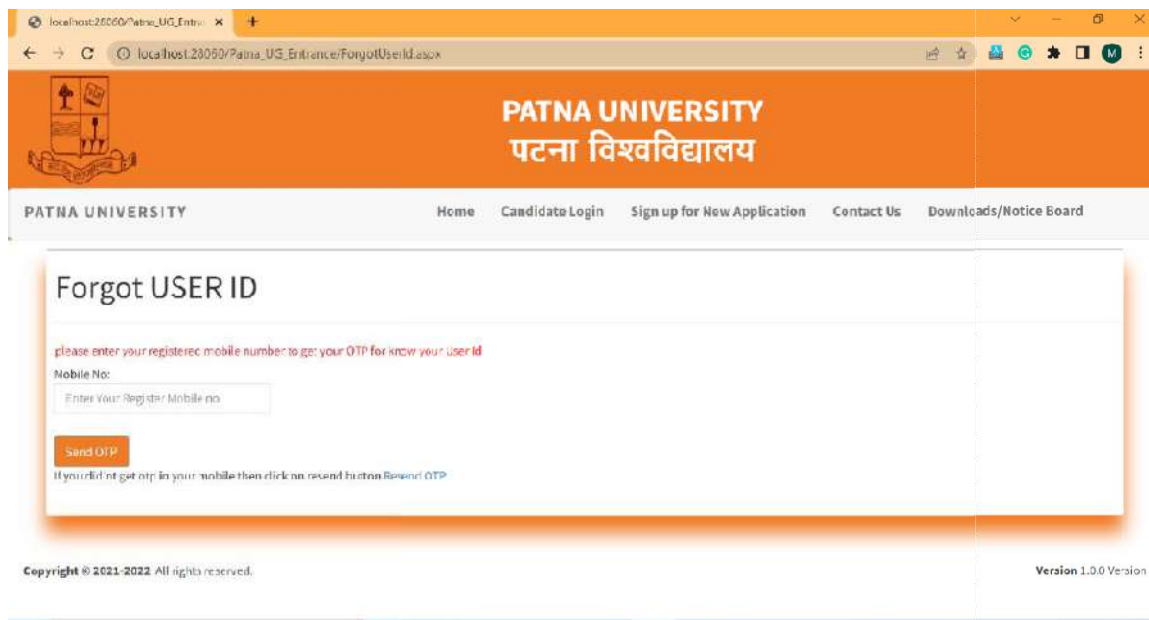
Now you will get your new password on your registered mobile no via sms

If you forgot your User Id the follow these steps

1. Click on forgot user id Link:-



2. After that you will be redirected to forgot user id page



Step to get your User Id

- 1. Enter your mobile number to get your otp (If you didn't get otp and click on resend button Resend OTP)_***
- 2. After entering your registered mobile no, click on send OTP Button***
- 3. You will receive OTP message on your mobile no, and redirected to the following page***

localhost:28060/Patna_UG_Entrance x +

localhost:28060/Patna_UG_Entrance/VerifyOTP?_UserId.aspx

PATNA UNIVERSITY
पटना विश्वविद्यालय

PATNA UNIVERSITY Home Candidate Login Sign up for New Application Contact Us Downloads/Notice Board

Enter Your OTP get on your mobile (SMS)

OTP:

Verify OTP

Copyright © 2021-2022 All rights reserved. Version 1.0.0 Version

Type here to search 34°C ENG 11:16 29-04-2022

Step for OTP Verification

- 1. Enter OTP received on your mobile number via SMS, and click on Verify OTP***

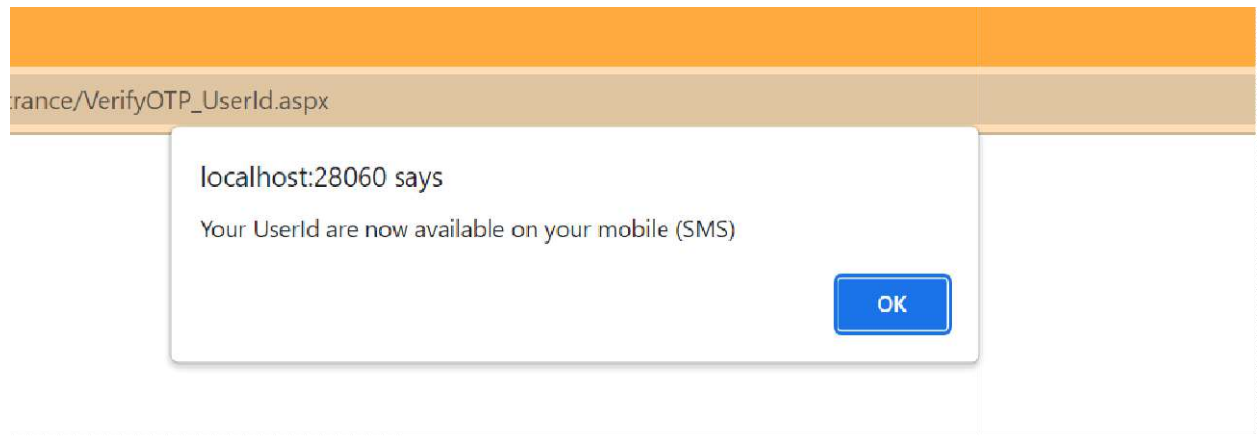
After Verification of OTP successfully, You will be redirected the to following Page:

The screenshot shows a web browser window with the address bar displaying 'localhost:28060/Patna_UG_Entrance/VerifyOTP_UserId.aspx'. The page content is divided into two sections. The first section, titled 'Enter Your OTP get on your mobile (SMS)', contains an 'OTP:' label and a text input field with the value '7278'. Below this is an orange 'Verify OTP' button. The second section, titled 'GET Your User ID', contains two input fields: 'Enter Your Mobile No.' and 'Enter Your DOB'. The DOB field has a placeholder 'dd-mm-yyyy' and a calendar icon. Below these fields is an orange 'Send' button. At the bottom of the page, there is a footer with 'Copyright © 2021-2022 All rights reserved.' on the left and 'Version 1.0.0 Version' on the right. The Windows taskbar is visible at the bottom of the browser window.

Step to Change Password

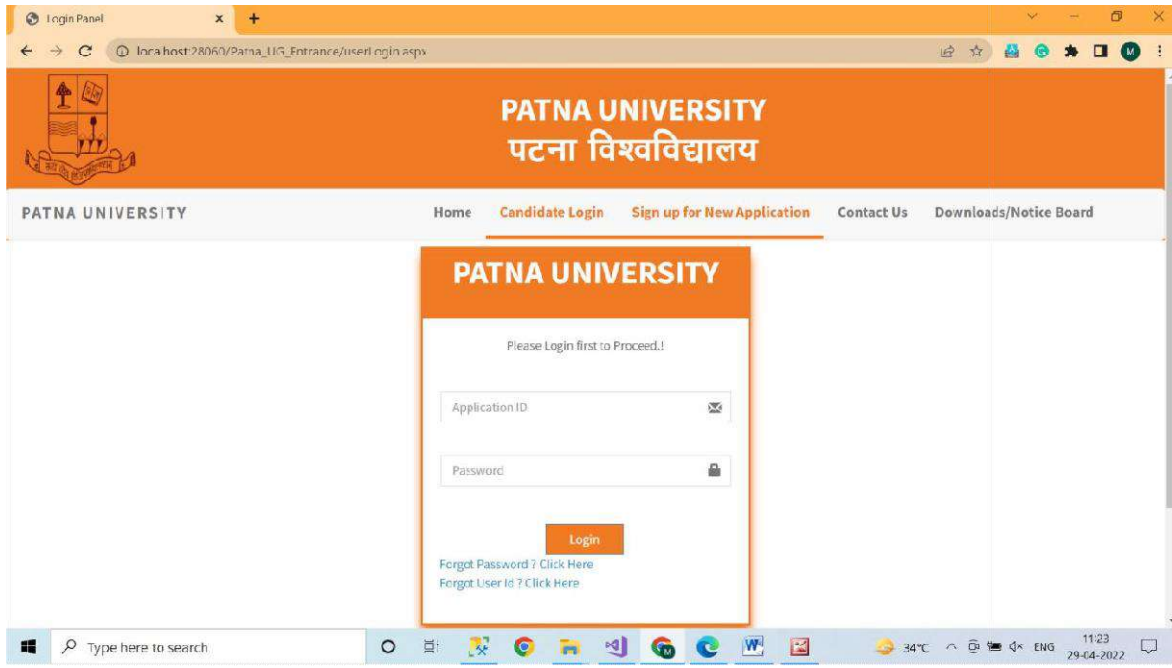
- 1. Enter your registered mobile no.**
- 2. Enter your Date of Birth (DOB)**
- 3. Click on Send Button**

After successful entry You will be redirected to the following Page:



Now you will get your User id on your registered mobile no via sms

Step 2. LOGIN PANEL



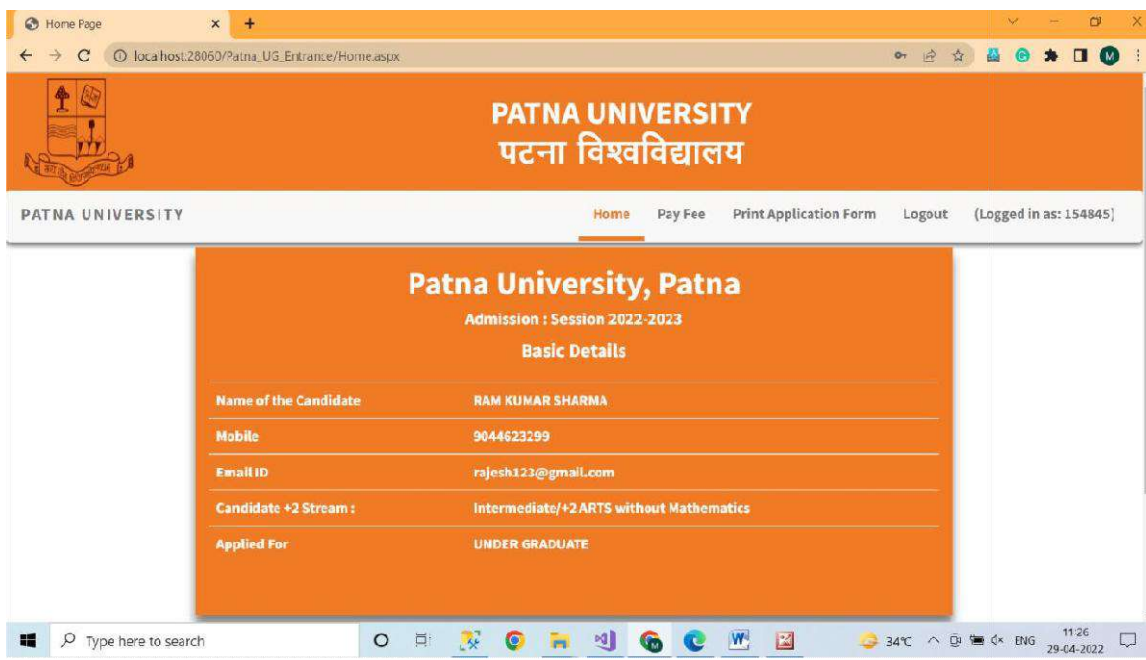
The screenshot shows a web browser window with the URL `localhost:28060/Patna_UG_Entrance/user/login.aspx`. The page features the Patna University logo and name in both English and Hindi. The navigation menu includes Home, Candidate Login, Sign up for New Application, Contact Us, and Downloads/Notice Board. The main content area displays a login form with the following fields and options:

- Application ID (with an eye icon for visibility)
- Password (with a lock icon for visibility)
- Login button
- Forgot Password? Click Here
- Forgot User ID? Click Here

The Windows taskbar at the bottom shows the search bar, task icons, system tray with temperature (34°C), and date/time (11:23, 29-04-2022).

Step 2. Enter your user id and password and click login button

After successful login you will be redirected to the following page



The screenshot shows the user's profile page after a successful login. The URL is `localhost:28060/Patna_UG_Entrance/Home.aspx`. The navigation menu now includes Home, Pay Fee, Print Application Form, Logout, and a status indicator "(Logged in as: 154845)". The main content area displays the following information:

- Patna University, Patna**
- Admission : Session 2022-2023
- Basic Details
- Name of the Candidate: RAM KUMAR SHARMA
- Mobile: 9044623299
- Email ID: rajesh123@gmail.com
- Candidate +2 Stream : Intermediate/+2ARTS without Mathematics
- Applied For: UNDER GRADUATE

The Windows taskbar at the bottom shows the search bar, task icons, system tray with temperature (34°C), and date/time (11:26, 29-04-2022).

Step:3: Click on the NEXT STEP button to fill your application form after reading instruction

. Step:3 (A) Personal Details and Contact Details.

1. After Clicking on NEXT STEP button, You will be redirected to application form Page.
2. Fill up all details correctly.
3. Please select your category and other eateries carefully; it cannot be changed after successful payment of application form fee.

The screenshot displays the 'Online Application Form' for Patna University. The page is titled 'PATNA UNIVERSITY पटना विश्वविद्यालय' and includes navigation links for Home, Pay Fee, Print Application Form, and Logout. The user is logged in as '154845'. The form is divided into two main sections: 'Personal Details' and 'Address/Contact Details'.

Personal Details Section:

- Application ID: EMANS
- Candidate Name: 80MALANOR SHARMA
- Course Applied For: UNDER GRADUATE PROGRAMME
- Father's Name: DEVI SAKH SHARMA
- Nationality: INDIAN
- Gender: MALE
- Religion: HINDU
- State: BIHAR
- Mobile Number: 804422289
- Email ID: rjyph123@gmail.com
- Correspondence Address: GORANAHARIGAR BIHAR
- Permanent Address: GORANAHARIGAR BIHAR

Address/Contact Details Section:

- Address Number: 63247128347
- Blood Group: B+

Buttons for 'Save' and 'Save & Next' are visible at the bottom of the form.

To Proceed further Click on Save & Next Button. After Clicking on Save & Next Button You will be redirected to following view:

Step: -3 (B) Educational Qualification Details:

1. Please fill up your educational qualification details carefully.
2. If you will fill up incorrect percentage/ CGPA, your candidature will be cancelled at any stage of admission process as well as after getting admission in any course/program and college.
3. You can opt any quota (if available). You will be charged Rs. 50 per selected quota.
4. Please keep in mind that the selected quota cannot be changed/removed after successful fee payment. After filling up all details click on Save & Next button.

Online Application Form | localhost:28060/Patna_UG_Entrance/onlineapplicationform.aspx

PATNA UNIVERSITY | Home | Pay Fee | Print Application Form | Logout | (Logged in as: 134945)

Educational Qualification Details

Important Note: Please Fill Correct Percentage, CGPA or All Examinations. If You Not Having Details, Please Your Condition Will Be Determined, we will Administer In any Case.

Examination Passed	Board/University	Passing Year	Evaluation System (CGPA/Percentage)	Percentage of Best Five Subjects	Obtained CGPA or Best Five Subjects	Roll No.	Subjects of Best Five
Matric (10th)	BIBHAR SCHOOL EXAMINATION BOARD (BSSE)	2006	Percentage	80		4284236	HINDI, ENGLISH, URDU (L.A.R.D)
Intermediate (12th)	CBSSE	2009	CGPA		8	23710636	HINDI, ENGLISH, URDU (L.A.R.D)
Others							

Migration Details

If you have migration certificate then please fill down details.

Migration Number: Board/University: Year Date: dd-mm-yyyy

If Quota Applicable then Yes No (Please University Staff Quota, Defence Quota, Sports Quota, Fine Arts Quota)
* Please Select Quota(s) (If Eligible):

Are You Interested in Hostel Facilities? Yes No

Important Note: Quota(s) can not be changed after fee payment.

Type here to search | 35°C | 11:32 29-04-2022

Online Application Form | localhost:28060/Patna_UG_Entrance/onlineapplicationform.aspx

Upload Photo & Signature

- * Upload Scanned Copy of Passport Size Photograph (अभिचरिण अचरिण 30x30) (Max Size 20 KB) Note: Recent 6 month old photo applicable. no file chosen
- * Upload Scanned Copy of Signature (अभिचरिण अचरिण 20x40) (Max Size 10 KB). no file chosen
- * Upload Scanned Copy of marksheet (10+2) Certificate (Max Size 250 KB) (.jpg/.jpeg file only). no file chosen
- * Upload Scanned Copy of Intermediate (10+2) Marksheet (Max Size 250 KB) (.jpg/.jpeg file only). no file chosen
- * Upload Scanned Copy of Caste Certificate (Issued by Bihar Government Only) (Max Size 250 KB) (.jpg/.jpeg file only); Click here: no file chosen
- * Upload Scanned Copy of Achar Card (Max Size 250 KB) (.jpg/.jpeg file only). no file chosen
- * Upload Scanned Copy of Differential Ability Quota Certificate (Max Size 250 KB) (.jpg/.jpeg file only). no file chosen
- * Upload Scanned Copy of Staff Quota Certificate (Max Size 250 KB) (.jpg/.jpeg file only). no file chosen
- * Upload Scanned Copy of Defence Quota Certificate (Max Size 250 KB) (.jpg/.jpeg file only). no file chosen
- * Upload Scanned Copy of Sports Quota Certificate (Max Size 250 KB) (.jpg/.jpeg file only). no file chosen
- * Upload Scanned Copy of Fine Arts Quota Certificate (Max Size 250 KB) (.jpg/.jpeg file only). no file chosen
- * Upload Scanned Copy of Migration Certificate (Max Size 250 KB) (.jpg/.jpeg file only). no file chosen

Copyright © 2021-2022. All rights reserved. | Version 1.0.0 | 11:35 29-04-2022

After Clicking on Save & Next Button, you will be redirected to following view i.e. File upload window.

Step: -3 (C) Photo, Sign and Other Documents:

Here You need to upload following Documents: To Upload any Document click on button given in respective row.

1. Scanned copy of Passport size photograph in .jpg/.jpeg format (max size 50kb).
2. Scanned copy of Signature in .jpg/.jpeg format (max size 20kb).
3. Scanned copy of Intermediate (+2) marksheet in .jpg/.jpeg format (max size 250kb).
4. Scanned copy of Category Certificate in .jpg/.jpeg format (max size 250kb). (if applicable)
5. Scanned copy of Staff Quota Certificate in .jpg/.jpeg format (max size 250kb). (if applicable)
6. Scanned copy of Defense Quota Certificate in .jpg/.jpeg format (max size 250kb). (if applicable)
7. Scanned copy of Sport Quota Certificate in .jpg/.jpeg format (max size 250kb). (if applicable)
8. Scanned copy of Fine Arts Quota Certificate in .jpg/.jpeg format (max size 250kb). (if applicable)
9. Scanned copy of Adhaar Card in .jpg/.jpeg format (max size 250kb).
10. Scanned copy of High School Certificate in .jpg/.jpeg format (max size 250kb).
11. Scanned copy of Migration Certificate in .jpg/.jpeg format (max size 250kb). (if applicable)

All Documents should be clearly visible.

After Click on Save & Preview Button You Will be redirected to Preview Page:

Step: -3 (D) Application Form Preview:

In Preview page you can check details filled by you.

1. Click on Review Form button to change any incorrect details filled by you.
2. Click on Submit Form button to submit your application form.

Note: You can Edit Your application form anytime before application fee payment.

Online Application Form x +

localhost:28060/Patna_UG_Entrance/onlineapplicationform.aspx

PATNA UNIVERSITY
पटना विश्वविद्यालय

Home | Fee Fee | Print Application Form | Logout | Logged In as: 334843


Application Form Preview


Application ID: 123456
 Candidate Name: SWATI RANJAN SHARMA
 Course Applied For: VACUUM BRACKET PROGRAMME
 Date of Birth: 28/05/2004
 Gender: FEMALE
 Father's Name: Pawan Chandra Ranjan (Deceased Profile)
 Mother's Name: Pawan Chandra Ranjan (Deceased Profile)
 Address: 456789
 Region: INDIA
 State: Bihar
 District: Patna
 Pin: 800001
 Mobile Number: 9876543210
 Email Address: swati@patna.edu
 Permanent Address: 1234567890
 Present Address: 09876543210

Education Passed

Board/University	Passing Year	Evaluation System	Percentage	CGPA/CGPA	Equivalent Percentage	Roll No.	Subject
MATRIC (12th)	Bihar School Examination Board (BSEB)	2006	Percentage	78		12345678	HINDI WITH ENGLISH
Intermediate (10+2)	CBCS	2008	CGPA	8.75	75	23456789	HINDI WITH ENGLISH

Declaration (Please Read Carefully):
 I hereby declare that all the information provided above is true and correct to the best of my knowledge and belief.
 I declare that all the information filled by me is true and correct as the best of my knowledge.

Signature: 

Stamp: 

Buttons: Review Form, Submit Form

Windows Taskbar: Type here to search, 35°C, 11:40, 29-04-2022

Before submitting application Form Check following

1. Click on Review Form if you want to make any change in your application
2. If all information are correct then check on I declare that all information filled up by me are true, and correct as per the best of my knowledge.

I declare that All information filled by me is true and correct as the best of my knowledge

Review Form

Submit Form

3. Click on Submit form Button to Submit your form successfully.

After clicking on Submit Form button You will get following message:

ance/onlineapplicationform.aspx


localhost:28060 says

Details Saved Successfully. Click OK for Payment

OK

After Clicking on the OK button, you will be redirected to **'Payment'** page:

Step: -4 Payment:


पटना विश्वविद्यालय

PATNA UNIVERSITY

[Home](#)
[Pay Fee](#)
[Print Application Form](#)
[Print Fee Receipt](#)
[Logout](#)
(Logged in as: 22000001)

IMPORTANT: Make Payment preferably through Debit Card, Credit Card and Net Banking

NOTE :- In case of double debit of any amount, according to Bank norms it will be autoreversal via same source within 7 to 8 working days

-Pay Application Fee	
Application ID:	22000001
Name of the Candidate:	MUKESH KUMAR JOSHI
Father's Name:	LALITA PRASAD
Date Of Birth (dd-mm-yyyy):	02-02-1989
Mobile No.:	7669981167
Email ID:	mukeshitsoft@gmail.com
Amount (In Rupees):	1300 (Plus Gateway Charges)

Pay for Application Form

Copyright © 2022-2023 All rights reserved.
Version 1.0.0 Version

The screenshot shows a web browser window with the URL `payment1.atomtech.in/ots/payment/bn`. The page is titled "NTTDATA Payment Services" and features a "PAYMENT MODE" sidebar with options: Credit Card (selected), Debit Card, Net Banking, and Pay Using UPI ID/VPA. The main content area is titled "Credit Card" and contains the following fields:

- Credit Card Number:
- Name On Card:
- Bank Name:

Below the fields is a "Please Note" box: "Please Note: If your credit or debit card has not been used for e-commerce transactions, it will be blocked by your bank for all online transactions as per RBI notification effective March 16, 2020. In case your transaction is failing, please contact your card issuing bank to enable your card for online transactions."

At the bottom of the form are two buttons: "Cancel" and "Pay Now".

On the right side, a summary box displays:


- Amount Payable: ₹ 52.00
- PATNA UNIVERSITY ADMISSION ACCOUNT
- Transaction Id: 154845_33536414

The Windows taskbar at the bottom shows the search bar, taskbar icons, and system tray with the date 29-04-2022 and time 11:48.

Click on pay for Application form to make payment. After it, you will be redirected to payment gateway page.

After successful payment of fee, you can take print out of your application form and payment receipt.

After Payment Completion select Choice filling option



PATNA UNIVERSITY

पटना विश्वविद्यालय

PATNA UNIVERSITY
Home Print Application Form Print Preferences Logout (Logged in as: 23100050)

Patna University, Patna

Admission : Session 2023-2027

Basic Details

Name of the Candidate	SACHIN KUMAR
Mobile	6200482461
Email ID	Sachinsaheb01@gmail.com
Candidate +2 Stream :	Intermediate/+2 PCB (Physics, Chemistry & Biology)
Applied For	UNDER GRADUATE(REGULAR)

NEXT STEP
PROCEED TO FILL CHOICE

Copyright © 2022-2023 All rights reserved. Version 1.0.0 Version

Then Select College and Course as your Choice and submit Choice filling form.

Select College and Course (CHOICE PREFERENCE)

HAVE A GOOD DAY MR. PRIYANSHU...!!

FILL CHOICE

S. No.	Select College/Course	
1	B. N. College(Chemistry)	B.Sc. Hons. Math Group
2	B. N. College(Geology)	B.Sc. Hons. Math Group
3	B. N. College(Mathematics)	B.Sc. Hons. Math Group
4	B. N. College(Physics)	B.Sc. Hons. Math Group
5	B. N. College(Statistics)	B.Sc. Hons. Math Group
6	Patna Science College(Chemistry)	B.Sc. Hons. Math Group
7	Patna Science College(Geology)	B.Sc. Hons. Math Group
8	Patna Science College(Mathematics)	B.Sc. Hons. Math Group

35	Patna College(Maithili)	B.A. Hons.
36	Patna College(Mathematics)	B.A. Hons.
37	Patna College(Persian)	B.A. Hons.
38	Patna College(Philosophy)	B.A. Hons.
39	Patna College(Political Science)	B.A. Hons.
40	Patna College(Psychology)	B.A. Hons.
41	Patna College(Sanskrit)	B.A. Hons.
42	Patna College(Sociology)	B.A. Hons.
43	Patna College(Statistics)	B.A. Hons.
44	Patna College(Urdu)	B.A. Hons.

SUBMIT

After Submit your Choice filling form then take final submission print out.

Now all steps are completed.

Thank You