


Jadavpur University How to Apply Online

The link for online submission of applications is available at the end of this file. But before applying please read this help file carefully.

Step 1:

All boxes marked with the red asterisk (*) are mandatory. If you are not sure about the meaning of any box, place the cursor over that box, and a Tool Tip box will appear. If you remove the cursor, the box will disappear. You should start by entering your first name, surname etc. and then go on to complete the other boxes.



JADAVPUR UNIVERSITY
Faculty of Arts
Online submission of application(s) for admission to BLISC/ MLISC Courses 2011-12

All the fields marked with asterisk (*) are mandatory.

Personal information

Surname	<input type="text"/>	First Name*	<input type="text"/>	Middle Name	<input type="text"/>
Address in full (i) Permanent address*			Phone no.		<input type="text"/>
(ii) Present address			Phone no.		<input type="text"/>
Father's Name*	<input type="text"/>	Mother's Name*	<input type="text"/>	Gender*	Male <input type="button" value="v"/>
Name & address of the guardian			Phone no.		<input type="text"/>
Relationship with the guardian	<input type="text"/>	Occupation of father/mother/guardian	Govt. service <input type="button" value="v"/>	Applicant's annual family income	<input type="text"/>

Done

To enter your date of birth you have to use this calendar. The date you click on will be selected in dd/mm/yyyy format. If you need to change the default year or month then click on the year or month combo box. Also select your applicant type means FRESHER/ CERTIFICATE/ DEPUTED. If the last examination, you passed was through a distance mode then set "Yes" as value of the combo box. Enter your academic results from Madhyamik or equivalent. If you have grading system instead of percentage in your result, please convert the grade to corresponding percentage value according to the rules of your board/university (Necessary documents have to be submitted at the time of interview, if provisionally selected).

Date of birth*	Mother tongue	Nationality	Indian
Place of birth	District*	State	West Bengal
Category*	Applicant type*	Select	
E-mail	Minority*	No	
Registration No. of Graduation*	When your last passed examination was a distance course? *	No	

Record of complete academic career starting from secondary or equivalent

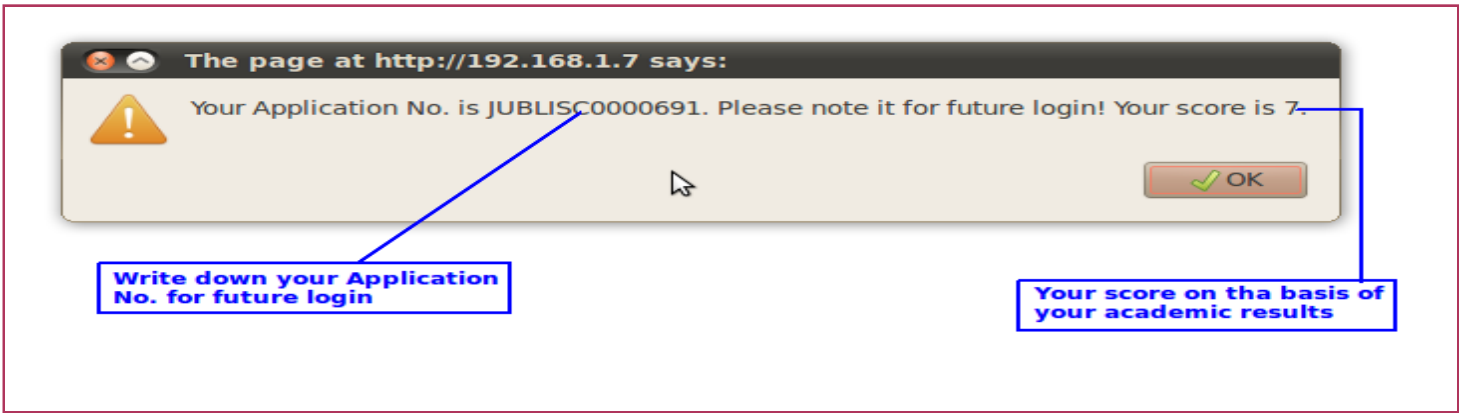
Examination passed	Full Name and address of school/college*	Full Name of board/university*	Combination of Subjects*	Total Marks obtained*	Percentage of marks*	Division/Class*	Year of passing*
Secondary or equivalent*							1970
Higher Secondary or equivalent*							1970
B.A/ B.Sc. or equivalent*							1970
M.A/ M.Sc. or equivalent							1970
Certificate in Lib. Sc.							1970

Select "Yes", if you are already a student of Jadavpur University / are continuing any other course / are employed to the corresponding combo box.

Now to confirm that you have entered your data correctly, click the "Preview" button on the bottom left position of the window . Then click on the "Save" button. If you do not want to register right away, then click on the "Cancel" button to return to the HOME page.

Whether the applicant is a student of this university *	No	Select YES if you are already a student of Jadavpur University		
Registration No.	Year	Department	Course of Study	
Academic course being pursued at this time , the result of which has not yet been declared? *	No			
Name & address of the College/ Institution*	Name of University*	Name of the Course with Class/ Year*	Whether appeared due to appear*	When expected to be completed*
Whether the applicant is employed? *	No	Select YES if you are employed		
Particulars of Employment				
Name & address of the Library/ Information Centre (s)*	Designation of Candidate*	Date of joining*	Date of Leaving*	Name & Designation of the Person whose certificate is enclosed*
			N/A	

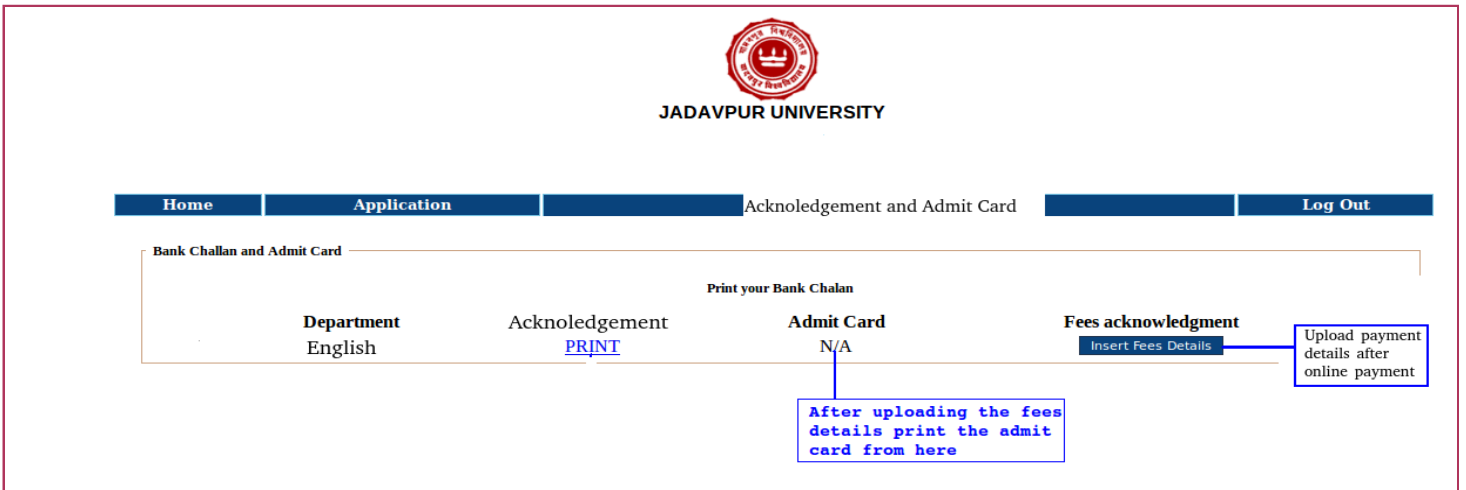
When you click on the **save** button an alert box will appear to ask if you are sure that you have entered the correct data. If you are sure, click on the OK button. If you are not, click the Cancel button and re-check or update your data if necessary. If you click the OK button, you will get a unique number (Application No.) and your score on the basis of your academic result. **Please note down the Application No, you will need this No. to login to this system in future.**



Step 2:

In Acknowledgement page you can print/ Save the same for future reference.

Candidates do not have to pay any application fees as per the order of Govt of West Bengal. However, the admission test fees will be of Rs. 200/- for candidates under General/OBC A/OBC B categories and Rs. 100/- for candidates under SC/ST/PD categories. After payment Upload the transaction details and download the admit card.



[Click here for Online Registration](#)

Print this page